

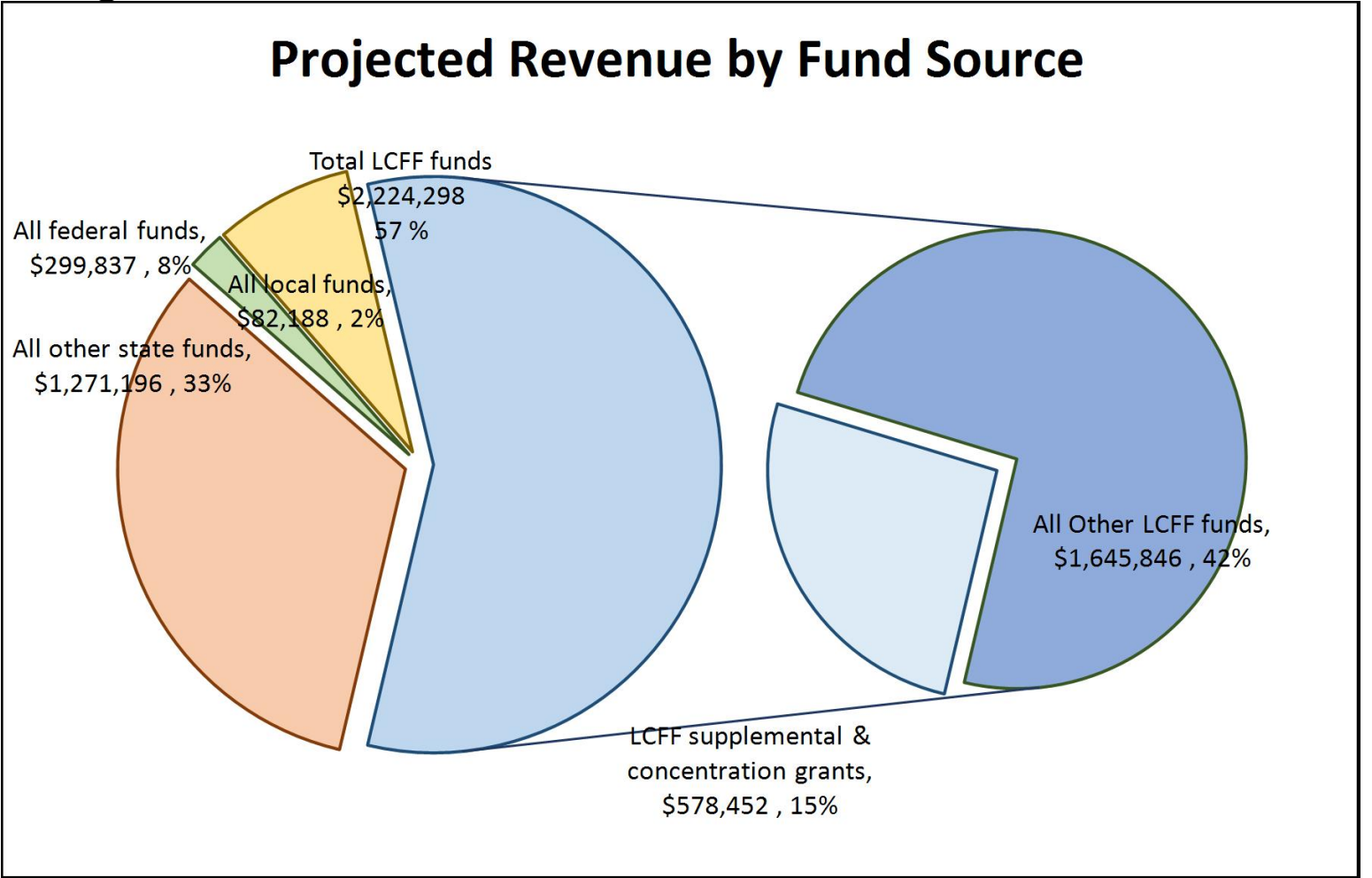


# LCFF Budget Overview for Parents

Local Educational Agency (LEA) Name: Aspire Triumph Technology Academy  
CDS Code: 01612590130732  
School Year: 2025-26  
LEA contact information:  
L'aurelei Durr  
Principal  
AspireATTA@aspirepublicschools.org  
(510) 638-9445

School districts receive funding from different sources: state funds under the Local Control Funding Formula (LCFF), other state funds, local funds, and federal funds. LCFF funds include a base level of funding for all LEAs and extra funding - called "supplemental and concentration" grants - to LEAs based on the enrollment of high needs students (foster youth, English learners, and low-income students).

## Budget Overview for the 2025-26 School Year

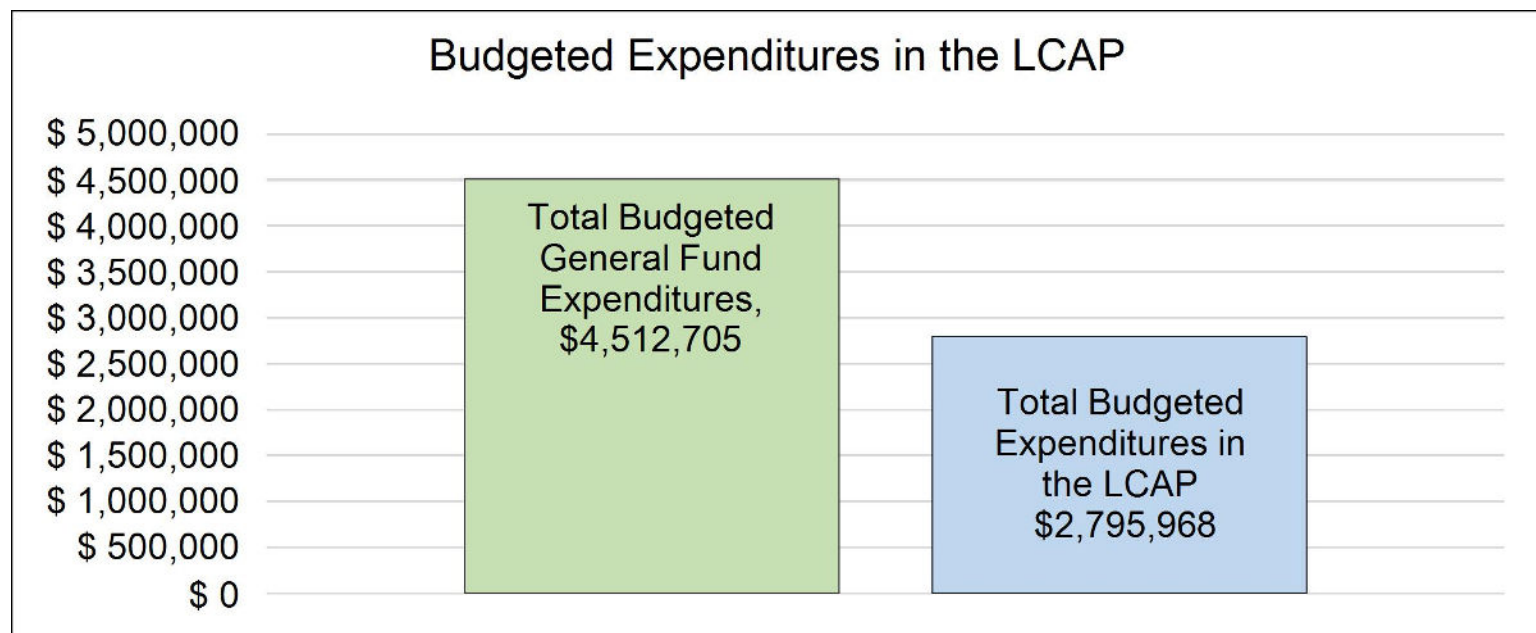


This chart shows the total general purpose revenue Aspire Triumph Technology Academy expects to receive in the coming year from all sources.

The text description for the above chart is as follows: The total revenue projected for Aspire Triumph Technology Academy is \$3,877,519, of which \$2,224,298 is Local Control Funding Formula (LCFF), \$1,271,196 is other state funds, \$82,188 is local funds, and \$299,837 is federal funds. Of the \$2,224,298 in LCFF Funds, \$578,452 is generated based on the enrollment of high needs students (foster youth, English learner, and low-income students).

# LCFF Budget Overview for Parents

The LCFF gives school districts more flexibility in deciding how to use state funds. In exchange, school districts must work with parents, educators, students, and the community to develop a Local Control and Accountability Plan (LCAP) that shows how they will use these funds to serve students.



This chart provides a quick summary of how much Aspire Triumph Technology Academy plans to spend for 2025-26. It shows how much of the total is tied to planned actions and services in the LCAP.

The text description of the above chart is as follows: Aspire Triumph Technology Academy plans to spend \$4,512,705 for the 2025-26 school year. Of that amount, \$2,795,968 is tied to actions/services in the LCAP and \$1,716,737 is not included in the LCAP. The budgeted expenditures that are not included in the LCAP will be used for the following:

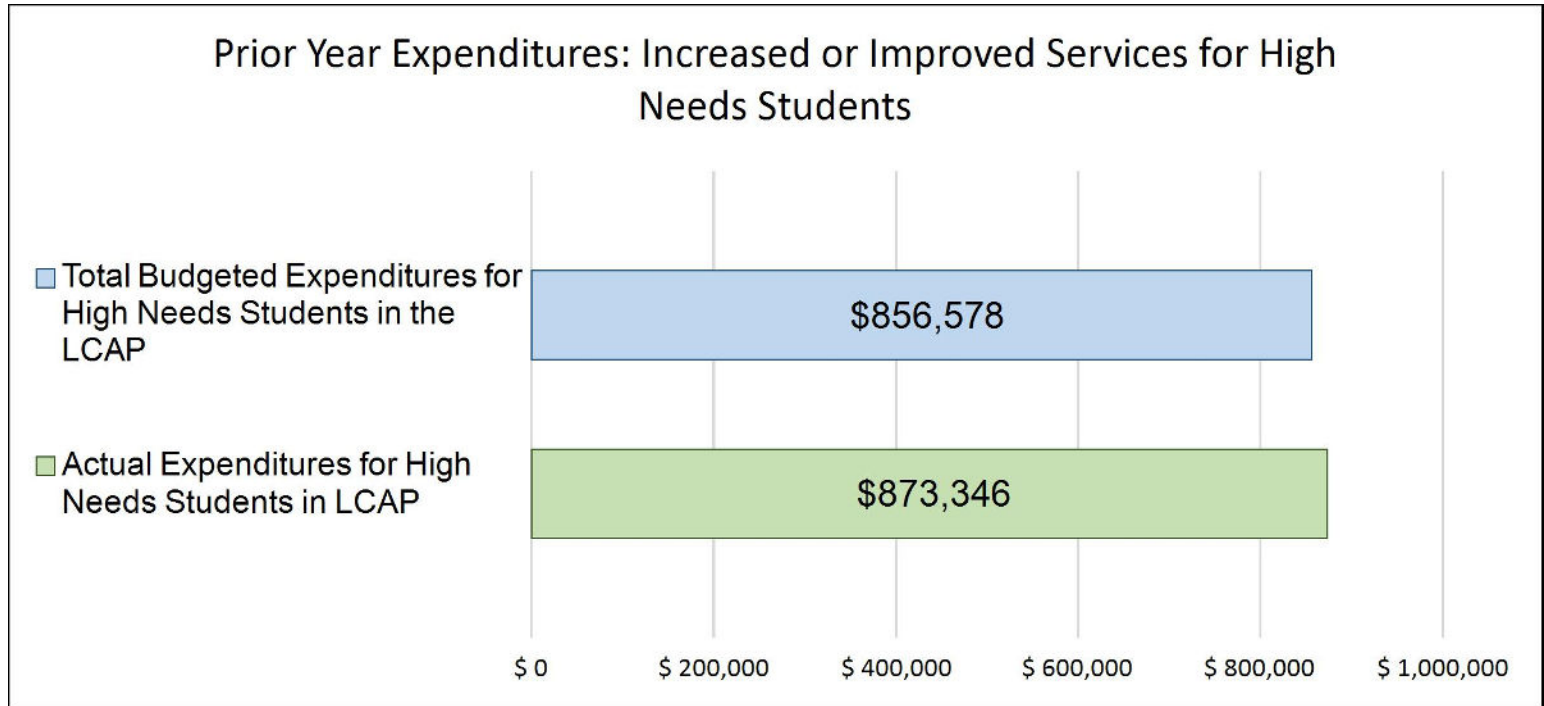
It's crucial to emphasize that while the LCAP plays a central role in resource allocation, it does not encompass the entirety of LEA expenditures. The General Fund, which covers expenses beyond the LCAP framework, encompasses a broad spectrum of services and administrative functions, including but not limited to operational costs for fundamental LEA functions such as administration, utilities, and cafeteria services.

## Increased or Improved Services for High Needs Students in the LCAP for the 2025-26 School Year

In 2025-26, Aspire Triumph Technology Academy is projecting it will receive \$578,452 based on the enrollment of foster youth, English learner, and low-income students. Aspire Triumph Technology Academy must describe how it intends to increase or improve services for high needs students in the LCAP. Aspire Triumph Technology Academy plans to spend \$615,000 towards meeting this requirement, as described in the LCAP.

## LCFF Budget Overview for Parents

### Update on Increased or Improved Services for High Needs Students in 2024-25



This chart compares what Aspire Triumph Technology Academy budgeted last year in the LCAP for actions and services that contribute to increasing or improving services for high needs students with what Aspire Triumph Technology Academy estimates it has spent on actions and services that contribute to increasing or improving services for high needs students in the current year.

The text description of the above chart is as follows: In 2024-25, Aspire Triumph Technology Academy's LCAP budgeted \$\$856,578 for planned actions to increase or improve services for high needs students. Aspire Triumph Technology Academy actually spent \$\$873,346 for actions to increase or improve services for high needs students in 2024-25.



# Local Control and Accountability Plan

The instructions for completing the Local Control and Accountability Plan (LCAP) follow the template.

| Local Educational Agency (LEA) Name | Contact Name and Title      | Email and Phone                                      |
|-------------------------------------|-----------------------------|--|
| Aspire Triumph Technology Academy   | L'aurelei Durr<br>Principal | AspireATTA@aspirepublicschools.org<br>(510) 638-9445 |

## Plan Summary [2025-26]

### General Information

A description of the LEA, its schools, and its students in grades transitional kindergarten–12, as applicable to the LEA. LEAs may also provide information about their strategic plan, vision, etc.

Aspire Triumph Technology Academy, located in East Oakland, CA, is a TK-5 school within the Aspire Public Schools network. Founded in 2014, Triumph Technology Academy serves 217 students, with 94% qualifying for free and reduced lunch. The student body comprises 52% African-American, 41% Hispanic, and 4% multi-racial students, reflecting the school’s diverse and vibrant community.

Under the leadership of Principal L’aurelei Durr, the school is dedicated to providing a holistic educational experience through rigorous, standards-aligned, and culturally responsive teaching. Triumph focuses on meeting the needs of the whole child by integrating technology, personalized learning, and after-school enrichment opportunities. The school creates a nurturing environment where students feel valued, safe, and supported while being challenged academically and personally.

The mission at Triumph Technology Academy centers on equity, collaboration, and community engagement. By differentiating instruction to meet individual needs, the school empowers scholars to develop agency over their learning and achieve their dreams. Through critical thinking and culturally relevant teaching, students gain the tools to navigate the world around them while honoring their identities and backgrounds. Triumph’s commitment to partnering with families ensures that students are supported in their academic journey, from TK through college and beyond.

## Reflections: Annual Performance

A reflection on annual performance based on a review of the California School Dashboard (Dashboard) and local data.

We do not have unspent LREBG funds from the prior year. However, with the potential for new LREBG funds to be dispersed in 2025-26, we have incorporated new actions to reflect the use of these funds per the Ed Code requirement and the required needs assessment. The rationale for each action and how it is expected to address the areas of need are included in the action descriptions in the LCAP.

As required by the LCAP template, the actions related to the student groups and state indicators identified in the 2022–23 California School Dashboard as performing at the lowest performance level (red) will remain unchanged throughout the three-year LCAP cycle. These groups and indicators, which have guided the development of actions and services, are as follows: SBAC English Language Arts: Black/African American, All Students, English Learner, Hispanic, Socioeconomically Disadvantaged  
Chronic Absenteeism: English Learner, Hispanic  
SBAC Math: All Students, English Learner, Hispanic, Socioeconomically Disadvantaged

In reflecting on our performance based on the California School dashboard, Aspire Triumph Technology Academy is proud of numerous achievements and progress made during the 2023-24 school year. A significant success was the decrease in Distance from standard for English Learners in SBAC for ELA and Math. In ELA English Learners decreased 27.5 points which moved them from red to orange and in Math they decreased 32.2 points. Another bright spot is in Math our Hispanic/ Latino students increased 28.3 points which put them in the yellow. On all indicators we saw growth and positive change overall. SBAC ELA moved from red to orange and SBAC Math moved from red to yellow. Additionally our Chronic Absenteeism declined by 14.4% showing significant improvement. We are making growth with English Learner subgroup and plan to continue this growth through systematic designated ELD as well as integrated ELD practices.

We also faced a few challenges. On SBAC ELA our African American students decreased by 6.8 points. We plan to address this need by increasing our Pro Black programming and culturally responsive teaching methods combined with targeted literacy and comprehension strategies that will address gaps in student learning. All instructional staff are engaging in AIM Pathways professional development to support Foundational Literacy and Comprehension skills. Although we have seen significant improvement in Chronic Absenteeism, it is still high at 45.5%. We are working with families and students to identify needs and provide resources to help remove barriers to school attendance. We leverage our partnership with EverDriven rideshare to strategically target families who have a demonstrated need in transportation.

## Reflections: Technical Assistance

As applicable, a summary of the work underway as part of technical assistance.

In 2022, our Local Educational Agency (LEA) faced significant challenges, with our English Learner and Hispanic student groups receiving 'Red' ratings in English Language Arts (ELA), Mathematics, and Chronic Absenteeism. Unfortunately, this trend continued into 2023, as these groups persisted in encountering difficulties, maintaining 'Red' ratings in the same areas. This ongoing pattern over consecutive years underscores a critical need for focused interventions and dedicated support to address and improve these areas of concern. As a result, for the 2024-25 Local Control and Accountability Plan (LCAP), our LEA has qualified for Differentiated Assistance, primarily due to the challenges faced by our English Learner and Hispanic student groups.

We determined that the first step to addressing the challenges was to prioritize attendance because students need to be at school in order to improve learning outcomes. To address the challenges in chronic absenteeism for English Learners and Hispanic students, ACOE has supported with data analysis and progress monitoring of absenteeism data from CAL PADS. They have joined our Principal, Assistant Principal and Business Manager professional development in order to partner with school administrators to analyze attendance data, determine trends, identify tiered interventions and determine incentives. Each quarter Attendance Team leads have engaged in a deep analysis of attendance data in order to develop an Attendance Strategic Action Plan for the school site. Additionally, the school prioritized developing an attendance team that meets weekly to progress monitor attendance trends, and ensure that the school is on track to meeting school wide, grade level, and attendance goals for English Learners and Hispanic students subgroups.

## **Comprehensive Support and Improvement**

An LEA with a school or schools eligible for comprehensive support and improvement must respond to the following prompts.

### ***Schools Identified***

A list of the schools in the LEA that are eligible for comprehensive support and improvement.

Aspire Triumph Technology Academy has been identified for Additional Targeted Support and Improvement for the following Student Groups: English Learners, and Hispanic/Latinx Students

### ***Support for Identified Schools***

A description of how the LEA has or will support its eligible schools in developing comprehensive support and improvement plans.

We are committed to conducting a comprehensive needs assessment to pinpoint areas needing intervention and enhancement. This strategic approach will allow us to tailor our efforts effectively and allocate resources where they are most needed, ensuring a targeted and impactful response to the identified challenges.

As part of our commitment to advancing student success and fostering an inclusive environment, we have outlined a multifaceted approach encompassing the following key areas of support: A. English Language Development designed to bolster language acquisition and proficiency among our English Learners. B. Attendance Plans: Development and implementation of proactive attendance strategies aimed at mitigating chronic absenteeism and promoting regular student participation in instructional activities. C. Family Engagement Efforts: Strengthening partnerships with families in these communities through targeted outreach initiatives D. Culturally and Linguistically Responsive Professional development: Enhancement of our PD opportunities for staff to cultivate cultural competence and linguistic responsiveness, equipping them with skills necessary to effectively support and engage with students from diverse backgrounds.

## ***Monitoring and Evaluating Effectiveness***

A description of how the LEA will monitor and evaluate the plan to support student and school improvement.

Develop a tracker to monitor the progress of the needs assessment process. Define key performance indicators for each key area of support (English Language Development, Attendance Plans, Family Engagement Efforts, Professional Development) to measure the effectiveness of the interventions. Gather feedback from stakeholders, including students, families, teachers, and community members, to assess the impact of the interventions and identify areas for improvement.



# Engaging Educational Partners

A summary of the process used to engage educational partners in the development of the LCAP.

School districts and county offices of education must, at a minimum, consult with teachers, principals, administrators, other school personnel, local bargaining units, parents, and students in the development of the LCAP.

Charter schools must, at a minimum, consult with teachers, principals, administrators, other school personnel, parents, and students in the development of the LCAP.

An LEA receiving Equity Multiplier funds must also consult with educational partners at schools generating Equity Multiplier funds in the development of the LCAP, specifically, in the development of the required focus goal for each applicable school.

| Educational Partner(s) | Process for Engagement  |
|------------------------|---|
| Teachers               | Teaching staff participates in Fall and Winter Teammate surveys where they can give feedback on school culture and instructional priorities. Lead Teachers also meet weekly to progress monitor schoolwide and grade level goals. Teachers are also engaged in biweekly staff meetings and professional development. During this time, they are able to express how we are progressing toward our goals and what is needed in terms of support. Teachers also participate in Fall and Spring Regional professional development. |
| Principals and Admin   | School leaders participate in bi-weekly Leadership Team meetings, staff meetings and professional development. During these engagements they provide input on schoolwide planning, resource allocation, staff professional development and goal setting aligned to our LCAP goals and regional priorities.  |
| Other School Personnel | School staff are engaged in quarterly data step backs to align on LCAP and regional priorities. They are also engaged in biweekly staff meetings and professional development. During this time, they are able to express how we are progressing toward our goals and what is needed in terms of support.   |
| Parents                | Families were engaged through fall and winter family surveys, quarterly SSC and ELAC meetings, and monthly family engagement nights. Input was gathered on barriers to engagement, instructional and culture priorities, family and community needs and progress toward our LCAP goals.   |

| Educational Partner(s)    | Process for Engagement  |
|---------------------------|---|
| Students                  | Students participate in a twice annual student survey geared at giving feedback on their experiences at school. Our Student Leadership group as well as our Black Student Union meet bimonthly to give feedback and discuss success and barriers to education. Their feedback was integrated into our strategic plan and quarterly instructional and culture goals. |
| SELPA (Special Education) | Special Education teammates meet weekly to discuss student needs and give input on the direction of our SpEd programming. They participate in the biannual teammate surveys as well as all instructional and professional development as applicable. Feedback is integrated into our instructional priorities and support plans for students with IEPs.             |

#### A description of how the adopted LCAP was influenced by the feedback provided by educational partners.

The engagement process with educational partners led to several key updates in the development of the LCAP, ensuring it reflects the diverse perspectives of teachers, school leaders, non-instructional staff, families, students, and Special Education teammates. Based on feedback from teaching staff and school leaders, the LCAP was adjusted to strengthen professional development opportunities by incorporating more targeted training on culturally and linguistically responsive teaching, differentiated instruction, and student well-being. Additionally, the need for more structured progress monitoring led to the refinement of data step-backs and goal-setting processes to better align instructional priorities with student outcomes.

Families provided valuable insights through surveys and meetings, highlighting barriers to engagement, which resulted in the expansion of family outreach efforts, including more flexible engagement opportunities, translated materials, and targeted supports for multilingual families. Student feedback on school climate and belonging informed the prioritization of initiatives aimed at enhancing student agency, such as expanding student leadership groups, increasing mentorship opportunities, and integrating more student-driven initiatives into school culture efforts.

Consultations with Special Education teammates led to a stronger focus on aligning IEP support with general education instructional strategies, ensuring that students with diverse learning needs receive equitable access to academic and social-emotional resources. To further strengthen the engagement process, we will prioritize (1) increasing the frequency of student and family feedback opportunities to ensure real-time responsiveness to emerging needs, (2) establishing a more transparent follow-up process to communicate how stakeholder input directly influences LCAP actions and budget decisions, and (3) enhancing cross-team collaboration between general education and Special Education staff to foster a more inclusive instructional environment.

# Goals and Actions

## Goal

| Goal # | Description  | Type of Goal |
|--------|--|--------------|
| 1      | Building Our Capacity as Instructional Leaders by implementing the use of research-based signature instructional strategies, high quality instruction, high quality instructional materials, professional development, and data-driven practices from a culturally relevant and linguistically responsive lens to be used across the region. | Broad Goal   |

### State Priorities addressed by this goal.

Priority 1: Basic (Conditions of Learning)  
 Priority 2: State Standards (Conditions of Learning)  
 Priority 4: Pupil Achievement (Pupil Outcomes)  
 Priority 5: Pupil Engagement (Engagement)  
 Priority 6: School Climate (Engagement)  
 Priority 7: Course Access (Conditions of Learning)

### An explanation of why the LEA has developed this goal.

To advance teacher instructional quality and student academic performance across our educational community, emphasizing the integration of culturally responsive pedagogy and practice and research-based strategic instructional teaching and data analysis practices. This instructional priority will lead to culturally responsive classrooms and educators equipped with the skills to facilitate learning and foster a community of independent student learners. We will see increases in student academic proficiency levels and growth rate as measured by mclass, iReady and SBAC.

## Measuring and Reporting Results

| Metric # | Metric   | Baseline  | Year 1 Outcome  | Year 2 Outcome | Target for Year 3 Outcome   | Current Difference from Baseline  |
|----------|--|---|---|----------------|---|---|
| 1.1      | Smarter Balanced Assessment (SBAC) Results in English Language Arts (ELA) DFS<br>CA School Dashboard | 2022-2023<br>SBAC ELA DFS<br><br>All: -102<br>African American/Black: -97.3<br>English Learners: -119 | 2023-2024 SBAC ELA DFS<br><br>All Students: -97.1<br>English Learner: -91.5 |                | 2025-2026<br>SBAC ELA DFS<br><br>All: -87<br>African American/Black: -82.30 | All Students: +4.9<br>African American/Black: +6.2<br>English Learners: +27.5<br>Hispanic/Latinx: +23.6 |

| Metric # | Metric   | Baseline   | Year 1 Outcome   | Year 2 Outcome | Target for Year 3 Outcome  | Current Difference from Baseline   |
|----------|--|--|--|----------------|--|--|
|          |  | Socioeconomically disadvantaged: -102.8<br>Hispanic/Latinx: -106.1<br>Students with Disabilities: -157.4   | Socioeconomically Disadvantaged: -95.5<br>Black/African American: -104.1<br>Hispanic: -82.5<br>Students with Disabilities: -146.7  |                | English Learners: -104<br>Socioeconomically disadvantaged: -87.80<br>Hispanic/Latinx: -91.10<br>Students with Disabilities: -142.40  | Socioeconomically Disadvantaged: +7.3<br>Students with Disabilities: +10.7   |
| 1.2      | Smarter Balanced Assessment (SBAC) Results in Mathematics DFS<br>CA School Dashboard | 2022-2023 SBAC Math DFS<br><br>All: -109.2<br>African American/Black: -105.5<br>English Learners: -121.2<br>Socioeconomically disadvantaged: -110.7<br>Hispanic/Latinx: -113.8<br>Students with Disabilities: -159.5 | 2023-2024 SBAC MATH DFS<br><br>All Students: -94<br><br>English Learner: -89<br>Socioeconomically Disadvantaged: -93.6<br>Black/African American: -97.3<br>Hispanic: -85.5<br>Students with Disabilities: -153.2 |                | 2025-2026 SBAC Math DFS<br><br>All: -94.20<br>African American/Black: -90.50<br>English Learners: -106.20<br>Socioeconomically disadvantaged: -95.70<br>Hispanic/Latinx: -98.80<br>Students with Disabilities: -144.50 | All Students: +15.2<br>African American/Black: +8.2<br>English Learners: +32.2<br>Hispanic/Latinx: +28.3<br>Socioeconomically Disadvantaged: +17.1<br>Students with Disabilities: +6.3 |
| 1.3      | CA Science Test (CAASPP-Elpac.ets.org)   | 2022-2023 Science Test<br><br>0% Met & Exceeded  | 2023-24 Science Test % Below Standard<br><br>Socioeconomically Disadvantaged: 30.4 points below  |                | 2025-2026 Science Test<br><br>5% Met or Exceeded   | Met or Exceeded increased by 5.56% (0% to 5.56%).  |

| Metric # | Metric   | Baseline   | Year 1 Outcome  | Year 2 Outcome | Target for Year 3 Outcome  | Current Difference from Baseline                      |
|----------|--|--|---|----------------|--|---|
|          |  |  | Black/African American: 31.3 points below<br>All Students: 30.4 points below<br>Hispanic: 29.1 points below<br>Students with Disabilities: 40.9 points below<br>5.56% Met or Exceeded |                |  |   |
| 1.4      | % of EL students making progress toward ELPAC proficiency (ELPI) CA School Dashboard | 2022-2023 ELPI<br><br>36% of ELs making progress towards English language proficiency    | 2023-24 ELPI<br><br>EL: 36.4% of ELs making progress towards English language proficiency   |                | 2025-2026 ELPI<br><br>42.30% of ELs making progress towards English language proficiency | ELs increased by 0.4%.<br>No baseline data for LTELs. |
| 1.5      | EL Reclassification Rate (RFEP Rate) MLL Dashboard                                   | 2022-2023 RFEP Rate<br><br>5.90%   | 2023-2024 RFEP Rate:<br><br>23.21%  |                | 2025-2026 RFEP Rate<br><br>15% or above  | Increased by 17.31%                                   |
| 1.6      | Sufficient Access to Standard-Aligned Materials (SARC)                               | 2022-2023<br><br>100% of students have access to standards aligned curricular materials. | 2023-24 100% of students have access to standards-aligned materials   |                | 2025-2026<br><br>100% of students have access to standards aligned curricular materials. | No Change   |
| 1.7      | Implementation of academic content and   | 2023-2024  | 2024-2025   |                | 2026-2027  | No Change   |

| Metric # | Metric   | Baseline  | Year 1 Outcome   | Year 2 Outcome | Target for Year 3 Outcome   | Current Difference from Baseline  |
|----------|--|---|--|----------------|---|---|
|          | performance standards (Local indicator, priority 2, option 2 self-reflection) Average rating on scale of 1-5   | ELA, ELD, Mathematics, Next Generation Science Standards, History-Social Science Average Rating: 4  | ELA, ELD, Mathematics, Next Generation Science Standards, History-Social Science Average Rating: 4   |                | ELA, ELD, Mathematics, Next Generation Science Standards, History-Social Science Average Rating: 4 or Above |   |
| 1.8      | How program and services will enable EL students to access CCSS and ELD standards for gaining EL proficiency (Local Indicator, Priority 2 self-reflection) | <p>2023-2024</p> <p>Rate the LEA's progress in providing professional learning for teaching to the ELA and ELD Curriculum: 4</p> <p>Rate the LEA's progress in making instructional materials that are aligned to ELA and ELD: 4</p> <p>Rate the LEA's progress in implementing policies or programs to support staff in identifying areas where they can improve in delivering instruction aligned to ELA &amp; ELD (e.g., collaborative time, focused classroom walkthroughs, teacher pairing): 4</p> | <p>2024-2025</p> <p>Rate the LEA's progress in providing professional learning for teaching to the ELA and ELD Curriculum: 4</p> <p>Rate the LEA's progress in making instructional materials that are aligned to ELA and ELD: 4</p> <p>Rate the LEA's progress in implementing policies or programs to support staff in identifying areas where they can improve in</p> |                | <p>2026-2027</p> <p>Average Rating: 4 or above</p>  | <p>Professional Learning for Teaching ELA and ELD Curriculum: 0 (no change)</p> <p>Instructional Materials Aligned to ELA and ELD: 0 (no change)</p> <p>Programs to Support Staff Improvement in ELA &amp; ELD Instruction: 0 (no change)</p> |

| Metric # | Metric  | Baseline  | Year 1 Outcome  | Year 2 Outcome | Target for Year 3 Outcome   | Current Difference from Baseline   |
|----------|---|---|---|----------------|---|--|
|          |   |   | delivering instruction aligned to ELA & ELD (e.g., collaborative time, focused classroom walkthroughs, teacher pairing): 4  |                |   |  |
| 1.9      | Other academic outcomes (iReady Reading & Math) % Met Typical Annual Growth | <p>2023-2024<br/>iReady Reading<br/>% of students that met annual typical growth</p> <p>All Students: 52%<br/>Grade 3: 33%<br/>Grade 4: 53%<br/>Grade 5: 75%</p> <p>iReady Math<br/>% of students that met annual typical growth</p> <p>All Students: 33%<br/>Grade K: 32%<br/>Grade 1: 18%<br/>Grade 2: 17%<br/>Grade 3: 41%<br/>Grade 4: 30%<br/>Grade 5: 58%</p> | <p>SY 2024-25<br/>(iReady Reading)<br/>% of students that met annual typical growth</p> <p>All Students: 28%<br/>Grade 3: 26%<br/>Grade 4: 26%<br/>Grade 5: 33%</p> <p>SY 2024/25<br/>(iReady Math)<br/>% of students that met annual typical growth</p> <p>All students: 21%<br/>Grade K: 21%<br/>Grade 1: 20%<br/>Grade 2: 13%<br/>Grade 3: 25%<br/>Grade 4: 24%<br/>Grade 5: 23%</p> |                | <p>2026-2027<br/>iReady Reading<br/>% of students that met annual typical growth</p> <p>All Students: 67%<br/>Grade 3: 48%<br/>Grade 4: 68%<br/>Grade 5: 90%</p> <p>iReady Math<br/>% of students that met annual typical growth</p> <p>All Students: 48%<br/>Grade K: 47%<br/>Grade 1: 33%<br/>Grade 2: 32%<br/>Grade 3: 56%<br/>Grade 4: 45%<br/>Grade 5: 73%</p> | <p>SY 2024-25<br/>(iReady Reading) -<br/>Change from Baseline</p> <p>All Students: -24%<br/>Grade 3: -7%<br/>Grade 4: -27%<br/>Grade 5: -42%</p> <p>SY 2024-25<br/>(iReady Math) -<br/>Change from Baseline</p> <p>All Students: -12%<br/>Grade K: -11%<br/>Grade 1: +2%<br/>Grade 2: -4%<br/>Grade 3: -16%<br/>Grade 4: -6%<br/>Grade 5: -35%</p> |
| 1.10     | Broad course of study (Local Indicator Survey, Priority 7)                  | 2023-2024   | 2024-2025   |                | 2026-2027   | No Change  |

| Metric # | Metric  | Baseline   | Year 1 Outcome  | Year 2 Outcome | Target for Year 3 Outcome  | Current Difference from Baseline |
|----------|---|--|---|----------------|--|----------------------------------|
|          |   | 100% of students, including EL, Low-income, Foster Youth, and students with special needs were offered a broad course of study including ELA, Math, Science, Social Science, PE, and Art | Local Indicator Survey 100% of students, including EL, Low-income, Foster Youth, and students with special needs were offered a broad course of study including ELA, Math, Science, Social Science, PE, and Art |                | 100% of students, including EL, Low-income, Foster Youth, and students with special needs were offered a broad course of study including ELA, Math, Science, Social Science, PE, and Art |                                  |
| 1.11     | Other academic outcomes (mClass) % at and above benchmark | 2022-2023<br>20% at & above benchmark  | 2024-25<br>36.00% at or above benchmark   |                | 2026-2027<br>30% at & above benchmark  | Increased 16%                    |

## Goal Analysis [2024-25]

An analysis of how this goal was carried out in the previous year.

A description of overall implementation, including any substantive differences in planned actions and actual implementation of these actions, and any relevant challenges and successes experienced with implementation.

The planned actions to support academic achievement and equity were largely carried out as intended, with curriculum materials purchased for all core subjects (1.1) and supplemental resources like SIPPS and Heggerty provided to meet Tier II intervention needs. (1.2) Regular professional development around culturally responsive pedagogy, literacy, and liberatory education was implemented for all staff, and the master schedule was intentionally designed to ensure access to key services such as ELD, Special Education, and academic interventions (1.3). Data-driven instruction (1.4) was supported through weekly planning time, instructional rounds, and quarterly student progress monitoring via RTI structures and PDSA cycles. While most initiatives were executed successfully, challenges included the slow rollout of PDSA cycles, and the ongoing coordination required for consistent data use and regrouping of students for interventions. Successes included robust access to 1:1 technology, strategic collaboration between Gen Ed and SpEd teachers, targeted SIPPS implementation led by a School Support Manager, and the intentional integration of Pro-Black programming, especially through thematic units and identity-affirming practices.



An explanation of material differences between Budgeted Expenditures and Estimated Actual Expenditures and/or Planned Percentages of Improved Services and Estimated Actual Percentages of Improved Services.

There are no material differences between budgeted expenditures and estimated actual expenditures for any of the actions under this goal

A description of the effectiveness or ineffectiveness of the specific actions to date in making progress toward the goal.

The actions implemented this year—such as the purchase of new curriculum (1.1), ongoing professional development (1.2) and the introduction of IABs—have proven overall effective in driving progress toward our goals. SBAC proficiency improved in both Math and ELA, with a 4.9-point decrease in DFS for ELA and a 15.2-point decrease in Math, indicating meaningful academic gains. The 23% reclassification rate for Multilingual/English Learner students surpassed our goal, reflecting strong impact in that area. Additionally, our revised master schedule and strategic partnership between the Principal, Business Manager, and After School Director have enhanced equity of access to services, particularly benefiting English Learners and Hispanic students with improved chronic absenteeism rates. Internal assessments also showed a 16% increase in K–2 students scoring at or above benchmark. However, while students with disabilities showed improvement in both ELA and Math, the Math growth was below the overall student progress, signaling a need for more targeted supports. As a result, next year we plan to deepen staff capacity around culturally responsive instruction and ensure more intentional planning for students with disabilities. Continued refinement of IAB implementation and increased exposure to culturally responsive materials will also help solidify gains and address persistent gaps.

A description of any changes made to the planned goal, metrics, target outcomes, or actions for the coming year that resulted from reflections on prior practice.

Deepen staff capacity around culturally responsive instruction and ensure intentional planning to better support students with disabilities, particularly in Math. Refine IAB implementation and expand access to culturally responsive materials to sustain academic gains and close persistent gaps.

**A report of the Total Estimated Actual Expenditures for last year’s actions may be found in the Annual Update Table. A report of the Estimated Actual Percentages of Improved Services for last year’s actions may be found in the Contributing Actions Annual Update Table.**

## Actions

| Action # | Title                  | Description   | Total Funds | Contributing |
|----------|------------------------|---|-------------|--------------|
| 1.1      | Grade Level Curriculum | Purchase needed curriculum replacements to ensure that all core subjects have standards-aligned and board-approved curriculum<br>Refer to 23-24 BA Curriculum Overview<br>(Tk-5 only) Purchase additional Tier III supplemental instructional materials for intervention support aligned to the Science of Reading i.e. Phonics curriculum (SIPPS), Phonemic Awareness curriculum (Heggerty) for use in core program (or during ELOP) | \$35,000.00 | Yes          |

| Action # | Title   | Description   | Total Funds  | Contributing |
|----------|---|---|--------------|--------------|
|          |   | <p>Provide professional development for continued curriculum implementation (Eureka 2.0, Open Sci-Ed, Amplify, etc.)</p> <p>Purchase chromebooks so that all students have devices (1:1) and access to regular grade-level content practice experiences</p> <p>Purchase personalized instruction curriculum (iReady)</p> <p>Provide grade level and content planning time for lesson planning, unit development and data analysis</p> <p>On-going analysis of curriculum with Regional Instructional Team (implementation and access) in accordance with the Williams Act Requirements for textbooks and curriculum</p> <p>This will support SBAC ELA for the following students: African American/ Black, English Learners, Socioeconomically Disadvantaged, and Hispanic and SBAC Math for English Learners, Socioeconomically Disadvantaged, and Hispanic. All of which are indicated in red on the CA school dashboard.</p>   |              |              |
| 1.2      | Instruction (Professional Development and Culturally Relevant Pedagogy) | <p>Provide on-going comprehensive professional development for various stakeholder groups aligned to instructional program, strategies and culturally relevant pedagogy and practice.</p> <p>Provide access to on-going comprehensive professional development designed and led by the Regional Instructional Team on strategies for foundational literacy, foundational numeracy, and culturally relevant and linguistically responsive teaching (Science of Reading, etc.)</p> <p>Utilize updated ASLF framework as a coaching tool that has integrated Culturally Responsive Teaching Strategies to the Culture of Learning and Essential Content domains</p> <p>Build capacity of stakeholder by establishing a shared understanding of culturally relevant pedagogy and practice and its connection to critical literacy and liberatory education</p> <p>This will support SBAC ELA for the following students: African American/ Black, English Learners, Socioeconomically Disadvantaged, and Hispanic and SBAC Math for English Learners, Socioeconomically Disadvantaged, and Hispanic. This will also support chronic absenteeism for English</p> | \$345,000.00 | Yes          |

| Action # | Title                           | Description  | Total Funds    | Contributing |
|----------|---------------------------------|--|----------------|--------------|
|          |                                 | Learner and Hispanic students. All of which are indicated in red on the CA school dashboard.   |                |              |
| 1.3      | Instruction (Master Scheduling) | <p>Continue to create a master schedule that is equitable and provides students with access to all core content and opportunities for enrichment/arts with the necessary allotted minutes for core content areas. Ensure master schedule has time for intervention/credit recovery to the extent possible that does not limit access to enrichment</p> <p>Work with Regional Expanded Learning Program Manager and Afterschool Director to ensure After-School Program is available for all students, runs for 30 additional days outside of the school year, and provides homework support, enrichment, and academic support in fluency (reading fluency, math basic skills, typing skills).</p> <p>This initiative will help improve chronic absenteeism rates for our English Learners and Hispanic students, who are currently in the red on the CA School Dashboard, by providing extended school hours to accommodate parents who are working.</p> | \$1,303,000.00 | No           |
| 1.4      | Instruction (Assessment)        | <p>Establish and implement progress monitoring protocol (Data Chats) across grade levels and content area; six-eight week data analysis (data-driven strategic next steps and planning).</p> <p>Provide regular time for data discussions (through shared preps, release days with substitutes, or protected time on early release days).</p> <p>Tiering of students aligned to data to leverage specific support to help students with the mastery of standards; analysis of proficiency and growth rates.</p> <p>Administer Interim Assessment Blocks (IAB) twice a year</p> <p>Design and implement end of chapter assessments, end of unit assessments and exit tickets to reflect the testing questions of SBAC</p> <p>This will support SBAC ELA for the following students: African American/ Black, English Learners, Socioeconomically Disadvantaged, and Hispanic</p>  | \$0.00         | No           |

| Action #   | Title            | Description  | Total Funds | Contributing |
|------------|------------------|--|-------------|--------------|
|            |                  | and SBAC Math for English Learners, Socioeconomically Disadvantaged, and Hispanic. All of which are currently red on the CA school dashboard.  |             |              |
| <b>1.5</b> | Black Excellence | <p>Implement the use of culturally relevant literature and other instructional materials to support an interdisciplinary approach to Pro-Black Programming.</p> <p>Explicitly teaching Black History beyond the surface approach throughout the academic year.</p> <p>Provide access to on-going comprehensive professional development designed and led by the Regional Instructional Team on Microaggressions: Beliefs, Attitudes and Perceptions that Impact Learning for Black Students. This is in support of reducing anti-Blackness.</p> <p>Conduct quarterly learning walks to review the instructional program with a specific focus on Black student academic achievement (inclusive of SEL work).</p> <p>Continue our Black Student Union (BSU) and provide materials (t-shirts, supplies, etc.)</p> <p>Conduct field trips for our BSU students to Historically Black Colleges and Universities</p> <p>Start a Black Family Advisory Council to get input on our school community</p> <p>This will support SBAC ELA for the following students: African American/ Black, English Learners, Socioeconomically Disadvantaged, and Hispanic and SBAC Math for English Learners, Socioeconomically Disadvantaged, and Hispanic. All of which are currently red on the CA school dashboard.</p> | \$0.00      | No           |
| <b>1.6</b> | English Learners | <p>Must Do's (If your site is not currently doing these things, you MUST pick an action item to work on):</p> <p>Provide onboarding training sessions for new teachers of Designated ELD to be familiar with the Designated ELD curriculum with documentation of agenda, presentation, and sign in/out sheets</p> <p>Ensure instructional staff to know all English Learners by their MLL indicator (SIFE, M0, N1, N2, N3, At-risk LTEL, LTEL)</p>   | \$8,000.00  |              |

| Action # | Title | Description   | Total Funds | Contributing |
|----------|-------|---|-------------|--------------|
|          |       | <p>Provide specific training on strategies for Integrated EL support, focusing on differentiated instruction and assessments, to enhance their learning experience with documentation of agenda, presentation, and sign in/out sheets</p> <p>Examples: Having teachers take and analyze a specific domain of the ELPAC; focus on a specific strategy like think-pair-share; specific strategies by MLL Indicator etc</p> <p>Develop and keep record of systematic opportunities for observation and feedback of PD-implemented instructional strategies</p> <p>Develop and maintain system to ensure newly enrolled English Learners are identified and placed into Designated ELD with 30 days of enrollment</p> <p>Provide opportunities for instructional staff to analyze local and state assessments by individual English Learner growth and their progress towards reclassification, documenting EL progress monitoring for each student in their cume file</p> <p>Meet or exceed 95% completion on the Summative ELPAC</p> <p>Provide all state required communication to families and keep a copy of each communication in each student's cume file</p> <p>Ensure all student records are up-to-date in both PowerSchool and students' cume file</p> <p>Ensure all eligible students for reclassification are identified and reclassified prior to Summative ELPAC testing</p> <p>Engage in progress monitoring of individual students who have reclassified within the last 4 years and document this progress monitoring in the students' cume file</p> <p>Engage in a school level MLL program evaluation upon receiving all Summative ELPAC scores to adjust instruction for the upcoming school year</p> <p>May Do's (If your site is already implementing all of the must-do action items, you MAY pick an action item to work):</p> <p>Develop systematic opportunities for instructional staff to observe and give feedback to each other implementing Designated and/or Integrated ELD</p> <p>Implement newcomer intake questionnaires in PowerSchool to support newcomer transition</p> <p>Provide paid opportunities for English Learners in 9-12 to take AP Spanish tests to earn course credit and/or for the State of Seal of Biliteracy</p> |             |              |

| Action # | Title   | Description   | Total Funds  | Contributing |
|----------|---------|---|--------------|--------------|
|          |         | <p>Work with instructional staff to know which English Learners are growing, maintaining, or regressing on the Summative ELPAC in order to further progress monitor their growth on internal reading assessments throughout the year to intervene on language development</p> <p>Work with instructional staff to know English Learners MLL Indicator in order to further progress monitor their growth on internal reading assessments throughout the year to intervene on language development</p> <p>Work closely with regional Multilingual Learners Program Manager to co-plan sessions and ensure the implementation of best practices in ELD instruction and support</p> <p>Contract with sub agencies to train and administer ELPAC testing</p> <p>Host EL family nights</p> <p>Host RFEP celebrations</p> <p>Leverage translation services for 100% of languages served</p> <p>This will support SBAC ELA, SBAC Math and Chronic Absenteeism for the following students: English Learners and Hispanic</p> |              |              |
| 1.7      | SPED    | <p>Ensure classroom General Education and Education Specialist co-teachers have weekly shared planning time to support co-teaching, data analysis, and collaboration</p> <p>With Program Specialist, conduct a program review and conduct co-teaching self-assessment and create 1-2 goals based on self-assessment</p> <p>Review current practices to ensure there are data stepbacks built into your schedule to monitor success and threats of new models and partnership</p> <p>This will support SBAC ELA and Math for Students with Disabilities</p>  | \$712,000.00 | No           |
| 1.8      | Title I | <p>To enhance academic performance across all student groups, with a focus on aiding those at the lowest achievement levels, our strategy involves utilizing Title I funds for the following positions:</p> <p>School Support Manager</p>   | \$121,000.00 | No           |

| Action # | Title | Description   | Total Funds | Contributing |
|----------|-------|---|-------------|--------------|
|          |       | <p>This approach, grounded in our commitment to equity, ensures all students have access to necessary resources and support, regardless of socioeconomic status. By allocating Title I funds towards these positions we aim to provide targeted interventions that directly contribute to student success. The expected outcome is an improvement in the academic performance of our low-achieving students, measured by assessments, progress monitoring, and state testing results, evidencing the effectiveness of this support. Funding from Title I will specifically support these critical roles, aligning our actions with federal guidelines to boost educational outcomes for disadvantaged students.</p> |             |              |

# Goals and Actions

## Goal

| Goal # | Description  | Type of Goal |
|--------|--|--------------|
| 2      | Enhance teammate development by establishing models and systems for ongoing professional development through coaching and communities of practice (CoPs) | Broad Goal   |

State Priorities addressed by this goal.

Priority 1: Basic (Conditions of Learning)  
 Priority 2: State Standards (Conditions of Learning)  
 Priority 3: Parental Involvement (Engagement)  
 Priority 4: Pupil Achievement (Pupil Outcomes)  
 Priority 6: School Climate (Engagement)  
 Priority 7: Course Access (Conditions of Learning)

An explanation of why the LEA has developed this goal.

This goal on the development of adult learners will lead to the attraction and retention of teammates. We will see growth in positive responses to our Teammate Survey questions on Coaching, Feedback & Development. Additionally, weekly or biweekly observation and feedback coaching cycles for all teachers and ed specialists will lead to growth in educator instructional practice which will increase student attendance and academic performance outcomes. To assemble and sustain a team of exceptional educational professionals through strategic initiatives aimed at recruitment, development and retention. We will focus on enhancing our team's development by implementing structured models and systems that provide continuous professional growth opportunities. This will include individualized coaching, team coaching, and the formation of vibrant Communities of Practice (CoPs), which will foster a culture of lifelong learning and collaborative innovation.

## Measuring and Reporting Results

| Metric # | Metric                             | Baseline                               | Year 1 Outcome                       | Year 2 Outcome | Target for Year 3 Outcome        | Current Difference from Baseline |
|----------|------------------------------------|--|--------------------------------------|----------------|----------------------------------|----------------------------------|
| 2.1      | Teacher Credentials (SARC)         | 2021-2022<br>24.81% fully credentialed | 2022-23<br>47.18% Fully Credentialed |                | 100% fully credentialed          | Increased by 22.37%              |
| 2.2      | Teacher Sense of Safety and School | 2023-2024 Aspire Teammate Survey       | 2024-2025 Aspire Teammate Survey     |                | 2026-2027 Aspire Teammate Survey | School Climate: +11.00%          |



| Metric # | Metric                                 | Baseline  | Year 1 Outcome  | Year 2 Outcome | Target for Year 3 Outcome   | Current Difference from Baseline   |
|----------|--|---|---|----------------|---|--|
|          | Connectedness (Aspire Teammate Survey) | School Climate: 43% responded favorably<br>Belonging: 63% responded favorably<br>Well-being: 64% responded favorably<br>Staff-Leadership Relationships: 30% responded favorably<br>Cultural Awareness and Action: 44% responded favorably | School Climate: 54% responded favorably<br>Belonging: 71% responded favorably<br>Well-being: 58% responded favorably<br>Staff-Leadership Relationships: 42% responded favorably<br>Cultural Awareness and Action: 44% responded favorably |                | School Climate: 63% responded favorably<br>Belonging: 83% responded favorably<br>Well-being: 84% responded favorably<br>Staff-Leadership Relationships: 50% responded favorably<br>Cultural Awareness and Action: 64% responded favorably | Belonging: +8.00%<br>Well-being: -6.00%<br>Staff-Leadership Relationships: +12.00%<br>Cultural Awareness and Action: No Change |
| 2.3      | Teammate Retention Rate (Data Portal)  | 2023-2024 to 2024-2025 Retention<br><br>97.8% Retention   | Retention Rate<br><br>78.30%  |                | 2026-2027 to 2027-2028 Retention<br><br>Maintain 90% Retention  | Decreased by 19.50%  |

## Goal Analysis [2024-25]

An analysis of how this goal was carried out in the previous year.

A description of overall implementation, including any substantive differences in planned actions and actual implementation of these actions, and any relevant challenges and successes experienced with implementation.

The planned actions were largely implemented as intended, with all staff receiving differentiated coaching aligned to ASLF priorities and individual goals (2.1 & 2.2). General and Special Education teachers engaged in goal-setting and ongoing coaching, while the leadership team followed the Transformational Leadership Framework and participated in mid- and end-of-year debriefs. Instructional trends were

identified through walkthroughs and shared regularly, informing responsive PD and coaching. TeachBoost was introduced for documentation and reflection, with most teachers completing mid-year reflections through the platform. Staff also provided feedback via Aspire surveys and site-specific forms, which informed climate and culture goals. The master schedule was adjusted to support collaboration in combination grade-level classes and between general and special education staff. Affinity groups were required for all teammates, and additional prep time was offered for credentialing needs (2.4 & 2.5). However, the site did not host two residents or student teachers as planned, due to a limited number of teachers with clear credentials (2.5). Despite this, consistent coaching, leadership feedback structures, and collaborative planning were key successes in supporting implementation and growth.

An explanation of material differences between Budgeted Expenditures and Estimated Actual Expenditures and/or Planned Percentages of Improved Services and Estimated Actual Percentages of Improved Services.

Retention Bonus Expenditures: Actual costs were lower than budgeted due to revised estimates made at the time of budgeting.

A description of the effectiveness or ineffectiveness of the specific actions to date in making progress toward the goal.

The action taken has been somewhat effective in achieving the intended goals. Data shows growth in both ELA and Math, indicating progress in academic outcomes. While staff coaching and leadership structures supported school culture and improved staff-leadership relationships, the impact of TeachBoost is still unclear due to a delayed rollout at the start of the year. Additionally, although school culture improved, teammate retention declined—an outcome that aligns with the expected challenges of leadership transition. These mixed results suggest that while the foundation for growth has been established, more time and consistency are needed, particularly with new systems like TeachBoost, to determine long-term effectiveness and identify areas for further improvement.

A description of any changes made to the planned goal, metrics, target outcomes, or actions for the coming year that resulted from reflections on prior practice.

Fully implement and monitor TeachBoost to assess its impact and make informed adjustments. Simultaneously, investigate the causes of declining teammate retention and introduce targeted supports to sustain improvements in school culture during leadership transitions.

**A report of the Total Estimated Actual Expenditures for last year’s actions may be found in the Annual Update Table. A report of the Estimated Actual Percentages of Improved Services for last year’s actions may be found in the Contributing Actions Annual Update Table.**

## Actions

| Action # | Title    | Description   | Total Funds | Contributing |
|----------|----------|---|-------------|--------------|
| 2.1      | Coaching | Implement a school site differentiated coaching model to ensure that teachers are receiving coaching & feedback cadence according to teacher need and goals<br>Ensure all teachers receive coaching and feedback using the Aspire Student Learning Framework (ASLF) | \$30,000.00 | Yes          |

| Action #   | Title                    | Description   | Total Funds | Contributing |
|------------|--------------------------|---|-------------|--------------|
|            |                          | <p>Implement Teachboost to progress monitor frequency of coaching and coaching points</p> <p>Teachers create goals using the Aspire Student Learning Framework (ASLF) and have mid-year and end of year debriefs to monitor growth</p> <p>Admin team members create goals using the Transformational Leadership Framework (TLF) and have mid-year and end of year debriefs with principals</p> <p>Implement consistent walkthrough schedule using the ASLF to align coaches, identify coaching trends and inform staff professional development</p> <p>Develop admin and lead teacher coaches in ILT by regularly using consultancies, anchor texts, &amp; coaching data analysis</p> <p>Share coaching and walkthrough trends in the weekly Staff Newsletter</p> |             |              |
| <b>2.2</b> | Professional Development | <p>Lead staff professional development on Teachboost platform for all teacher/ed specialist coaching and PLPs</p> <p>Lead staff professional development on the Aspire Student Learning Framework (ASLF) so that teachers and coaches are aligned on framework for rigorous instruction</p>   | \$0.00      | No           |
| <b>2.3</b> | Teammate Retention       | <p>Staff input sessions on school culture/climate</p> <p>Weekly staff survey to monitor staff culture/climate</p> <p>Open office hours with admin team</p> <p>Listening Meetings with staff</p> <p>Share teammate survey results &amp; leadership next steps after each survey administration</p> <p>Adjust master schedule to ensure adequate teacher collaboration and planning time</p> <p>All teammates write one wellness goal during their Professional Learning Plan</p> <p>Establish clear school site onboarding practices to support new teachers that are new to profession or role and/or new to district</p>   | \$15,000.00 | Yes          |

| Action #   | Title                 | Description  | Total Funds | Contributing |
|------------|-----------------------|--|-------------|--------------|
|            |                       |  |             |              |
| <b>2.4</b> | Affinity Groups       | Ensure all teammates have ability to attend regional affinity groups   | \$0.00      | No           |
| <b>2.5</b> | Pipeline Development  | During Professional Learning Plan (PLP) meetings, all teammates will set stretch goals to develop them for their future career goals and receive support/development in those areas (which may include release time for observations, tests, etc.)<br>Work towards securing 2 Alder Residents and 2 student teachers | \$0.00      | No           |
| <b>2.6</b> | Teacher Credentialing | In accordance with the Williams Act Requirements regarding teacher credentialing<br>Such that schools are working to improve and clear Teacher Misalignments   | \$0.00      | No           |

# Goals and Actions

## Goal

| Goal # | Description  | Type of Goal |
|--------|--|--------------|
| 3      | To elevate and personalize student learning experiences across our educational community through the strategic integration of data-driven practices. Our aim is to cultivate a supportive and responsive educational environment where every student's unique needs are met with tailored systems of support and innovative tiered strategies. | Broad Goal   |

### State Priorities addressed by this goal.

Priority 1: Basic (Conditions of Learning)  
 Priority 2: State Standards (Conditions of Learning)  
 Priority 4: Pupil Achievement (Pupil Outcomes)  
 Priority 5: Pupil Engagement (Engagement)  
 Priority 6: School Climate (Engagement)  
 Priority 7: Course Access (Conditions of Learning)  
 Priority 8: Other Pupil Outcomes (Pupil Outcomes)

### An explanation of why the LEA has developed this goal.

To elevate and personalize student learning experiences for all subgroups across our educational community through the strategic integration of data-driven practices. Our aim is to cultivate a supportive and responsive educational environment where every student's unique needs are met with tailored systems of support and innovative tiered strategies and interventions. This goal on school culture and climate emphasizes the use of data to develop differentiated systems of support that will lead to improved student engagement and chronic absenteeism rates, and lower suspension rates.

## Measuring and Reporting Results

| Metric # | Metric   | Baseline  | Year 1 Outcome   | Year 2 Outcome | Target for Year 3 Outcome   | Current Difference from Baseline  |
|----------|--|---|--|----------------|---|---|
| 3.1      | Chronic Absenteeism Rate as a Percentage (CA School Dashboard) | 2022-2023 Chronic Absenteeism Rate<br><br>All: 59.80%<br><br>African American/Black: 58.70% | 2023-2024 Chronic Absenteeism Rate<br><br>All Students: 45.40% |                | 2025-2026 Chronic Absenteeism Rate<br><br>All: 50.80%<br>African American/Black: 49.70% | All Students: -14.40%<br>Black/African American: -6.50%<br>Hispanic/Latinx: -20.10% |

| Metric # | Metric   | Baseline  | Year 1 Outcome  | Year 2 Outcome | Target for Year 3 Outcome   | Current Difference from Baseline  |
|----------|--|---|---|----------------|---|---|
|          |  | Hispanic/Latinx: 58.80%<br>English Learners: 57.40%<br>Socioeconomically disadvantaged: 60.00%<br>Students with Disabilities: 67.90%  | English Learner: 30.30%<br>Socioeconomically Disadvantaged: 45.90%<br>Black/African American: 52.20%<br>Foster Youth: 9.10%<br>Hispanic: 38.70%<br>Multiple Races/Two or More: 30.00%<br>Students with Disabilities: 43.40%             |                | Hispanic/Latinx: 49.80%<br>English Learners: 48.40%<br>Socioeconomically disadvantaged: 51%<br>Students with Disabilities: 58.90%   | English Learners: - 27.10%<br>Socioeconomically Disadvantaged: - 14.10%<br>Students with Disabilities: - 24.50%   |
| 3.2      | Student Suspension Rates as a Percentage (CA School Dashboard) | 2022-2023 Suspension Rate<br><br>All Students: 3%<br><br>African American/Black: 3.5%<br>Hispanic/Latinx: 1%<br>English Learners: 1.6%<br>Socioeconomically Disadvantaged: 2.8%<br>Students with Disabilities: 5.4% | 2023-2024 Suspension Rate<br><br>All Students: 1.80%<br><br>Black/African American: 2.10%<br>Foster Youth: 0.00%<br>Hispanic: 1.80%<br>Multiple Races/Two or More: 0.00%<br>Students with Disabilities: 0.00%<br>English Learner: 2.90% |                | 2025-2026 Suspension Rate<br><br>All Students: 2.1%<br>African American/Black: 2.6%<br>Hispanic/Latinx: 0.1%<br>English Learners: 0.7%<br>Socioeconomically Disadvantaged: 1.9%<br>Students with Disabilities: 4.5% | All Students: - 1.20%<br>Black/African American: -1.40%<br>Hispanic/Latinx: +0.80%<br>Students with Disabilities: -5.40%<br>English Learner: +1.30%<br>Socioeconomically Disadvantaged: - 0.80% |

| Metric # | Metric   | Baseline  | Year 1 Outcome  | Year 2 Outcome | Target for Year 3 Outcome   | Current Difference from Baseline  |
|----------|--|---|---|----------------|---|---|
|          |  |   | Socioeconomically Disadvantaged: 2.00%  |                |   |   |
| 3.3      | School Attendance Rate (P2)  | 2023-2024 Attendance Rate<br>88.81%   | 2024-2025 P2 Attendance Rate<br>93.79%  |                | 2026-2027 Attendance Rate<br>91.81%   | Increased 4.98%   |
| 3.4      | Pupil Expulsion Rates  | 2022-2023 Pupil Expulsion Rate<br>0%  | 2023-2024 Pupil Expulsion Rate<br>0 %   |                | 2025-2026 Pupil Expulsion Rate<br>0%  | No Change   |
| 3.5      | School Facilities in Good Repair (SARC)                                  | 2022-2023<br>Overall Rating: Good   | 2023-2024<br>Overall Rating: Good   |                | 2025-2026<br>Overall Rating: Good   | No Change   |
| 3.6      | Student Sense of Safety and School Connectedness (Aspire Student Survey) | 2023-2024 Aspire Student Survey<br>Teacher Student Relationships: 4th Quintile<br>Sense of Belonging: 5th Quintile<br>School Climate: 1st Quintile<br>School Safety: 1st Quintile | 2024-2025 Aspire Student Survey<br>Teacher Student Relationships: 3rd Quintile<br>Sense of Belonging: 3rd Quintile<br>School Climate: 1st Quintile<br>School Safety: 1st Quintile |                | 2026-2027 Aspire Student Survey<br>Move up 1 quintile or maintain 3rd quintile or above | Teacher Student Relationships: -1 Quintile (from 4th to 3rd).<br>Sense of Belonging: -2 Quintiles (from 5th to 3rd).<br>School Climate: No change (remains in 1st Quintile).<br>School Safety: No change (remains in 1st Quintile). |

| Metric # | Metric   | Baseline   | Year 1 Outcome   | Year 2 Outcome | Target for Year 3 Outcome   | Current Difference from Baseline                                       |
|----------|--|--|--|----------------|---|--|
| 3.7      | Efforts we make to seek parent input (Aspire Family Survey)                          | <p>2023-2024 Aspire Family Survey</p> <p>Barriers to Engagement: 83% responded favorably<br/>Family Engagement: 32% responded favorably</p>  | <p>2024-2025 Aspire Family Survey</p> <p>Barriers to Engagement: 85% responded favorably<br/>Family Engagement: 41% responded favorably</p>  |                | <p>2026-2027 Aspire Family Survey</p> <p>Barriers to Engagement: 90% responded favorably<br/>Family Engagement: 57% responded favorably</p> | <p>Barriers to Engagement: +2.00%</p> <p>Family Engagement: +9.00%</p> |
| 3.8      | Parent Input in Decision Making (LCFF Priority 3, Self-Reflection Tool (Rating 1-5)) | <p>2023-2024 Local Performance Indicator, Self-Reflection</p> <p>Supporting Principals and Staff in Family Engagement: 5<br/>Empowering Families in Decision-Making: 5<br/>Inclusive Family Input Opportunities: 5<br/>Collaborative Family Engagement Planning: 5</p> | <p>2024-2025 Local Performance Indicator, Self-Reflection</p> <p>Supporting Principals and Staff in Family Engagement: 5<br/>Empowering Families in Decision-Making: 5<br/>Inclusive Family Input Opportunities: 5<br/>Collaborative Family Engagement Planning: 5</p> |                | <p>2026-2027 Local Performance Indicator, Self-Reflection</p> <p>Average Rating: 4 or above</p>   | No Change  |
| 3.9      | Surveys of parents to measure safety and   | 2023-2024 Aspire Family Survey   | 2024-2025 Aspire Family Survey   |                | 2026-2027 Aspire Family Survey  | The school provides a safe   |



| Metric # | Metric                                      | Baseline  | Year 1 Outcome  | Year 2 Outcome | Target for Year 3 Outcome   | Current Difference from Baseline   |
|----------|---|---|---|----------------|---|--|
|          | school connectedness (Aspire Family Survey) | <p>81% responded favorably "The school provides a safe environment for my child."</p> <p>84% responded favorably "I feel comfortable discussing my child(ren)'s needs with their teacher(s) and/or other school staff."</p> | <p>78% responded favorably: "The school provides a safe environment for my child."</p> <p>83% responded favorably: "I feel comfortable discussing my child(ren)'s needs with their teacher(s) and/or other school staff."</p> |                | <p>85% responded favorably "The school provides a safe environment for my child."</p> <p>85% responded favorably "I feel comfortable discussing my child(ren)'s needs with their teacher(s) and/or other school staff."</p> | <p>environment for my child: -3.00%</p> <p>I feel comfortable discussing my child(ren)'s needs with their teacher(s) and/or other school staff: -1.00%</p> |

## Goal Analysis [2024-25]

An analysis of how this goal was carried out in the previous year.

A description of overall implementation, including any substantive differences in planned actions and actual implementation of these actions, and any relevant challenges and successes experienced with implementation.

Over the past year, we implemented six key initiatives with mostly smooth execution and a few tweaks. (3.1) Quarterly SSC, ELAC, and Black Family Advisory meetings gathered family input, while (3.2) Attendance Team used weekly data reviews, ACOE collaboration, and incentives to reduce chronic absenteeism—especially among EL, Hispanic, foster, and homeless students. SEL training, “step-backs,” a student leadership club, and adult SEL partnership strengthened social-emotional supports. (3.4) MTSS Response to Intervention and Behavior Wellness teams used walkthrough data and restorative-justice practices to guide interventions, backed by school-wide PD. (3.5) Enrollment efforts expanded via social media, community events, and open houses. (3.6) Finally, Williams Act facility walkthroughs and safety-plan trainings kept our campus secure. Clear communication, data-driven adjustments, and teamwork were our greatest successes, while refining outreach and balancing staff capacity will guide next steps.

An explanation of material differences between Budgeted Expenditures and Estimated Actual Expenditures and/or Planned Percentages of Improved Services and Estimated Actual Percentages of Improved Services.

There are no material differences between budgeted expenditures and estimated actual expenditures for any of the actions under this goal

A description of the effectiveness or ineffectiveness of the specific actions to date in making progress toward the goal.

The range of initiatives proved broadly effective: our family engagement structures captured authentic input—SSC, ELAC, and advisory meetings—which corresponded with a 9% rise in favorable feedback on engagement opportunities. Attendance interventions were highly effective, driving a 14.4% drop in overall chronic absenteeism and even steeper declines for English Learners (–27%) and Students with Disabilities (–24%). Social-emotional supports yielded mixed results: student belonging climbed, but perceptions of safety and connectedness held steady or dipped slightly. Academically, MTSS-driven supports were somewhat effective—English Learners achieved impressive SBAC gains (+27.5 ELA, +32.2 Math) and a 17.31% boost in reclassification rate alongside a 27% attendance improvement, while Students with Disabilities made modest SBAC gains (+10.7 ELA, +6.3 Math) and reduced absenteeism by 24%. Finally, our enhanced enrollment strategy—leveraging social media, community events, and open houses—was effective in expanding outreach and interest.

A description of any changes made to the planned goal, metrics, target outcomes, or actions for the coming year that resulted from reflections on prior practice.

Continue strengthening social-emotional supports by targeting areas where student perceptions of safety and connectedness declined. Sustain and refine effective strategies in family engagement, attendance, and MTSS, with a focus on replicating success across all student groups.

**A report of the Total Estimated Actual Expenditures for last year’s actions may be found in the Annual Update Table. A report of the Estimated Actual Percentages of Improved Services for last year’s actions may be found in the Contributing Actions Annual Update Table.**

## Actions

| Action # | Title                                      | Description  | Total Funds  | Contributing |
|----------|--|--|--------------|--------------|
| 3.1      | Family and Community Engagement & Outreach | Continue to hold monthly Principal Chats with families<br>Continue to survey families to include feedback in strategic planning<br>Hold quarterly “Lunch with a Loved One” Inviting families to eat lunch with their children<br>Hold monthly SSC/ELAC meetings where each meeting includes student performances, food, child care, translation, and door prizes<br>Create Black Family Advisory group for family members of black students to provide input on our school culture and climate | \$0.00       | No           |
| 3.2      | Attendance                                 | Establish an Attendance Team that will develop an attendance plan, progress monitor and lead intervention strategies   | \$170,000.00 | Yes          |

| Action # | Title | Description   | Total Funds | Contributing |
|----------|-------|---|-------------|--------------|
|          |       | <p>Ensure attendance team reviews attendance data weekly. During data reviews, focus on looking at attendance rates specifically for ELs, Foster Youth, and low-income students.</p> <p>Increase family communication when students are absent (including personal communication for every absence, and conducting home visits for students with chronic absenteeism)</p> <p>School-wide attendance incentive programs (perfect attendance certificates, grade level attendance competitions)</p> <p>Focus on early family education for our TK-2 grade families by providing monthly reminders/information on importance of attendance</p> <p>Include information on the importance of attendance to families during Back-to-School events, BOY newsletters, First Day Packets and discuss attendance during SLC's</p> <p>Conduct home visits/outreach during the summer to students with chronic absenteeism/truancy</p> <p>To address the challenges in chronic absenteeism for English Learners and Hispanic students and our differentiated assistance qualification, ATTA will be carrying out the following actions:</p> <ul style="list-style-type: none"> <li>-Collaborate with ACOE to utilize data analysis and progress monitoring of absenteeism data from CALPADS.</li> <li>-Engage with the Principal, Assistant Principal, and Business Manager in professional development sessions to analyze attendance data and identify trends.</li> <li>-Partner with school administrators to determine tiered interventions and develop incentive programs to improve attendance.</li> <li>-Conduct deep analysis of attendance data each quarter led by the Attendance Team.</li> <li>-Develop and implement an Attendance Strategic Action Plan for the school site.</li> <li>-Establish a weekly attendance team to progress monitor attendance trends.</li> <li>-Ensure the school is on track to meet school-wide, grade level, and attendance goals for English Learners and Hispanic student subgroups.</li> </ul> |             |              |

| Action # | Title      | Description   | Total Funds | Contributing |
|----------|------------|---|-------------|--------------|
| 3.3      | SEL        | Provide curriculum materials and resources for teachers<br>Provide time for teachers/teams to review SEL data from Panorama, and modify SEL units through a data-informed perspective<br>Provide regular planning time for advisory teams to internalize and adjust SEL units<br>Start student leadership clubs: service crew, environment crew, safety crew<br>Continue monthly family education experiences where students teach family members about our SEL skills and practices<br>Continue to develop Adult SEL   | \$0.00      | No           |
| 3.4      | MTSS       | Continue MTSS team meetings that reinforce learning on creating systems to look at multiple data sources to progress monitor universal program, additional supports, and intensified supports. (One example: create a school Tiered Instruction Matrix (TIM))<br>Work with regional academic teammates (Sr Directors/Program managers) to co-facilitate PD based on topics in order to provide professional development on MTSS to school site teammates.<br>Provide professional development on MTSS to school. Work with regional academic teammates (Directors/Program managers) to co-facilitate PD based on topics | \$0.00      | No           |
| 3.5      | Enrollment | Establish a site Enrollment Team that will develop a student enrollment plan and lead student recruitment efforts<br>Increase social media outreach/presences to promote ongoing enrollment<br>Attend at least one community event per month to advertise school<br>Hold at least two Open House events during the open enrollment period and another in April/May for late applicants<br>Hold a community carnival/ice-cream social event<br>Partner with existing families to assist with recruitment efforts, offer incentives (i.e. school swag, gift cards)<br>Identify school recruitment fairs to participate in | \$0.00      | No           |

| Action # | Title   | Description   | Total Funds | Contributing |
|----------|---|---|-------------|--------------|
|          |   | <p>Elementary schools:<br/> Visit local pre-schools/head starts to conduct family information sessions and leave fliers<br/> Visit libraries, recreation centers, youth program centers to conduct information sessions and drop-off marketing materials</p> <p>Secondary schools:<br/> Hold information sessions for current Aspire families<br/> Partner with local elementary schools/middle schools to create opportunities for students/families to participate in Open House/Information sessions<br/> Identify local youth organizations (i.e. after school programs, sports) to conduct information sessions and drop off marketing materials</p> |             |              |
| 3.6      | Classroom Facilities, and Student Physical Spaces | <p>In accordance with the Williams Act Requirements regarding facilities, building managers conduct quarterly facilities walkthroughs using the Facility Inspection Tool (FIT) School Ratings are at least "Good".<br/> Annually train all teammates on the school comprehensive safety plan<br/> Create a checklist of key items that should be included in all classrooms (including emergency school safety kits, where student work is displayed, key anchors charts, etc)</p>  | \$37,000.00 | Yes          |

# Goals and Actions

## Goal

| Goal # | Description   | Type of Goal |
|--------|---|--------------|
| 4      | Ensure student access to targeted academic support and social-emotional resources to accelerate learning recovery and improve student outcomes for identified subgroups in areas identified by LREBG the needs assessment | Broad Goal   |

State Priorities addressed by this goal.

Priority 1: Basic (Conditions of Learning)  
 Priority 2: State Standards (Conditions of Learning)  
 Priority 4: Pupil Achievement (Pupil Outcomes)

An explanation of why the LEA has developed this goal.

The LEA developed this goal to ensure that all students, particularly identified subgroups, have equitable access to targeted academic support and social-emotional resources. This goal addresses the learning recovery needs identified through the LREBG needs assessment, aiming to accelerate learning recovery and improve student outcomes by providing comprehensive support in areas most impacted by the pandemic.

## Measuring and Reporting Results

| Metric # | Metric       | Baseline  | Year 1 Outcome   | Year 2 Outcome | Target for Year 3 Outcome  | Current Difference from Baseline  |
|----------|--------------|---|--|----------------|--|---|
| 4.1      | SBAC ELA DFS | 2022-2023 SBAC ELA DFS<br><br>All Students: -102.0<br><br>African American/Black: -97.3<br>English Learners: -119.0<br>Hispanic/Latinx: -106.1<br>Socioeconomically Disadvantaged: -102.8<br>Students with Disabilities: -157.4 | 2023-2024 SBAC ELA DFS<br><br>All Students: -97.1<br><br>English Learner: -91.5<br>Socioeconomically Disadvantaged: -95.5<br>Black/African American: -104.1<br>Hispanic: -82.5 |                | 2025-2026 SBAC ELA DFS<br><br>All: -87<br>African American/Black: -82.30<br>English Learners: -104<br>Socioeconomically disadvantaged: -87.80<br>Hispanic/Latinx: -91.10 | All Students: +4.9<br>African American/Black: +6.2<br>English Learners: +27.5<br>Hispanic/Latinx: +23.6<br>Socioeconomically Disadvantaged: +7.3<br>Students with Disabilities: +10.7 |

| Metric # | Metric        | Baseline  | Year 1 Outcome   | Year 2 Outcome | Target for Year 3 Outcome  | Current Difference from Baseline   |
|----------|---------------|---|--|----------------|--|--|
|          |               |   | Students with Disabilities: -146.7   |                | Students with Disabilities: -142.40  |  |
| 4.2      | SBAC Math DFS | 2022-2023 SBAC Math DFS<br><br>All Students: -109.2<br><br>African American/Black: -105.5<br>English Learners: -121.2<br>Hispanic/Latinx: -113.8<br>Socioeconomically Disadvantaged: -110.7<br>Students with Disabilities: -159.5 | 2023-2024 SBAC MATH DFS<br><br>All Students: -94<br><br>English Learner: -89<br>Socioeconomically Disadvantaged: -93.6<br>Black/African American: -97.3<br>Hispanic: -85.5<br>Students with Disabilities: -153.2 |                | 2025-2026 SBAC Math DFS<br><br>All: -94.20<br>African American/Black: -90.50<br>English Learners: -106.20<br>Socioeconomically disadvantaged: -95.70<br>Hispanic/Latinx: -98.80<br>Students with Disabilities: -144.50 | All Students: +15.2<br>African American/Black: +8.2<br>English Learners: +32.2<br>Hispanic/Latinx: +28.3<br>Socioeconomically Disadvantaged: +17.1<br>Students with Disabilities: +6.3 |

## Goal Analysis [2024-25]

An analysis of how this goal was carried out in the previous year.

A description of overall implementation, including any substantive differences in planned actions and actual implementation of these actions, and any relevant challenges and successes experienced with implementation.

N/A - New Goal & Action 2025-26

An explanation of material differences between Budgeted Expenditures and Estimated Actual Expenditures and/or Planned Percentages of Improved Services and Estimated Actual Percentages of Improved Services.

N/A - New Goal & Action 2025-26

A description of the effectiveness or ineffectiveness of the specific actions to date in making progress toward the goal.

N/A - New Goal & Action 2025-26

A description of any changes made to the planned goal, metrics, target outcomes, or actions for the coming year that resulted from reflections on prior practice.

N/A - New Goal & Action 2025-26

**A report of the Total Estimated Actual Expenditures for last year's actions may be found in the Annual Update Table. A report of the Estimated Actual Percentages of Improved Services for last year's actions may be found in the Contributing Actions Annual Update Table.**

## Actions

| Action # | Title | Description  | Total Funds | Contributing |
|----------|-------|--|-------------|--------------|
| 4.1      | ELA   | <p>Targeted Math Interventions – Small-group instruction, and personalized interventions based on diagnostics</p> <p>Expanded Learning Supports – After-school math intervention, summer school intersession interdisciplinary program, and adaptive technology tools</p> <p>Culturally Responsive Instruction – Professional development &amp; coaching using the 2023 Mathematics Framework for California Public Schools; Professional development on co-teaching and co-planning to support our inclusion model, scaffolding for English Learners, and diverse, multicultural, high-interest texts</p> <p>Family Engagement – Math workshops, take-home math activities, and community partnerships</p> <p>These evidence-based Math interventions address the gaps identified in the needs assessment by:</p> <p>Improving Math computation Skills – Small-group instruction and personalized math activities help struggling struggling scholars build math computation and application.</p> <p>Providing Extended Learning Opportunities – After-school and summer intersession math programs offer additional instructional time for students needing extra support.</p> | \$9,984.00  | No           |



| Action # | Title | Description   | Total Funds | Contributing |
|----------|-------|---|-------------|--------------|
|          |       | <p>Enhancing Instructional Practices – Professional development and coaching equips teachers with strategies to better support identified subgroups.</p> <p>Strengthening Family Engagement – Math workshops and take-home resources reinforce math skills outside of school. These actions align with allowable LREBG expenditures and will be used to enable teacher and staff participation in professional learning aligned to the ELA and Math Framework.</p>  |             |              |
| 4.2      | Math  | <p>Targeted Literacy Interventions – Small-group instruction, and personalized interventions based on diagnostics</p> <p>Expanded Learning Supports – After-school literacy intervention, summer school intersession interdisciplinary program, and adaptive technology tools</p> <p>Culturally Responsive Instruction – Professional development &amp; coaching using The English Language Arts/English Language Development Framework for California Public Schools; Professional development on co-teaching and co-planning to support our inclusion model, scaffolding for English Learners, and diverse, multicultural, high-interest texts</p> <p>Family Engagement – Literacy workshops, take-home literacy activities, high-interest texts, and community partnerships</p> <p>These evidence-based ELA interventions address the gaps identified in the needs assessment by:</p> <p>Improving Foundational Literacy Skills – Small-group instruction, tutoring, and structured literacy programs that align to science of reading help struggling readers build fluency and comprehension.</p> <p>Providing Extended Learning Opportunities – After-school and summer intersession literacy programs offer additional instructional time for students needing extra support.</p> <p>Enhancing Instructional Practices – Professional development and coaching equips teachers with strategies to better support identified subgroups.</p> <p>Strengthening Family Engagement – Literacy workshops and take-home resources reinforce reading skills outside of school. These actions align</p> | \$9,984.00  | No           |

| Action # | Title | Description  | Total Funds | Contributing |
|----------|-------|--|-------------|--------------|
|          |       | with allowable LREBG expenditures and will be used to enable teacher and staff participation in professional learning aligned to the ELA and Math Framework. |             |              |

# Increased or Improved Services for Foster Youth, English Learners, and Low-Income Students [2025-26]

|   |  |
|---|--|
| Total Projected LCFF Supplemental and/or Concentration Grants | Projected Additional 15 percent LCFF Concentration Grant |
| \$578,452   | \$85,818   |

## Required Percentage to Increase or Improve Services for the LCAP Year

| Projected Percentage to Increase or Improve Services for the Coming School Year | LCFF Carryover — Percentage | LCFF Carryover — Dollar | Total Percentage to Increase or Improve Services for the Coming School Year |
|---|-----------------------------|-------------------------|---|
| 35.146%   | 0.000%                      | \$0.00                  | 35.146%   |

The Budgeted Expenditures for Actions identified as Contributing may be found in the Contributing Actions Table.

## Required Descriptions

### *LEA-wide and Schoolwide Actions*

For each action being provided to an entire LEA or school, provide an explanation of (1) the unique identified need(s) of the unduplicated student group(s) for whom the action is principally directed, (2) how the action is designed to address the identified need(s) and why it is being provided on an LEA or schoolwide basis, and (3) the metric(s) used to measure the effectiveness of the action in improving outcomes for the unduplicated student group(s).

| Goal and Action # | Identified Need(s)  | How the Action(s) Address Need(s) and Why it is Provided on an LEA-wide or Schoolwide Basis  | Metric(s) to Monitor Effectiveness |
|-------------------|---|--|------------------------------------|
| 1.1               | <p><b>Action:</b><br/>Grade Level Curriculum</p> <p><b>Need:</b><br/>ELs' ELA scores dropped from -98.90 to -119.00; Low-income students from -90.60 to -102.80.</p> <p><b>Scope:</b></p> | This action addresses the decline by procuring up-to-date, standards-aligned curriculum, adaptive blended learning programs, and organizing professional development. It equips teachers to enhance outcomes for struggling students by providing rigorous educational content tailored to their needs. Implementing this action LEA-wide ensures uniform quality in educational resources and teaching strategies, vital for standardizing high educational standards across all classrooms | Metric (1.1 & 1.2) SBAC            |

| Goal and Action # | Identified Need(s)  | How the Action(s) Address Need(s) and Why it is Provided on an LEA-wide or Schoolwide Basis  | Metric(s) to Monitor Effectiveness                            |
|-------------------|---|--|---|
|                   | LEA-wide  |  |   |
| <b>1.2</b>        | <p><b>Action:</b><br/>Instruction (Professional Development and Culturally Relevant Pedagogy)</p> <p><b>Need:</b><br/>ELs' ELA scores dropped from -98.90 to -119.00; Low-income students from -90.60 to -102.80.</p> <p><b>Scope:</b><br/>LEA-wide</p> | Provides professional development in culturally relevant pedagogy, enhancing teachers' abilities to engage diverse students effectively, thus addressing disparities. LEA-wide training ensures all teachers can support diverse student backgrounds, promoting inclusivity and improving academic outcomes universally.   | Metric (1.1 & 1.2) SBAC                                       |
| <b>2.1</b>        | <p><b>Action:</b><br/>Coaching</p> <p><b>Need:</b><br/>Consistent academic challenges in foundational subjects ELs and Low Income.</p> <p><b>Scope:</b><br/>LEA-wide</p>  | Implements a differentiated coaching model tailored to teacher needs, utilizing the Aspire Student Learning Framework to enhance instructional quality and effectiveness, particularly in areas where students are struggling. Utilization of the Teachboost platform to progress monitor coaching frequency, high leverage coaching points, and PLP goals across the school year. Providing consistent and differentiated coaching across the LEA ensures that all teachers, regardless of school location or specific student demographics, receive the support needed to address educational disparities effectively. | Metric (2.2) Teacher Sense of Safety and School Connectedness |
| <b>2.3</b>        | <p><b>Action:</b><br/>Teammate Retention</p> <p><b>Need:</b><br/>A high teammate retention rate is crucial for unduplicated students, such as English learners, foster youth, and low-income students, because consistent staff presence</p>            | Regular staff input sessions and weekly surveys on culture/climate offer a platform for staff to voice concerns and suggestions, creating a more inclusive environment where staff feel valued and heard. Open office hours and listening meetings with the admin team provide opportunities for staff to communicate directly with leadership, promoting a supportive culture. Sharing survey results and   | Metric (2.3) Retention Rate                                   |

| Goal and Action # | Identified Need(s)  | How the Action(s) Address Need(s) and Why it is Provided on an LEA-wide or Schoolwide Basis   | Metric(s) to Monitor Effectiveness                                  |
|-------------------|---|---|---|
|                   | <p>helps build strong relationships and creates a stable learning environment. Unduplicated students often require sustained support to overcome academic barriers, and continuity in staffing ensures that educators are better acquainted with each student's needs, learning history, and challenges. This continuity allows staff to provide tailored support, foster trust, and implement strategies effectively, thereby improving academic and socio-emotional outcomes.</p> <p><b>Scope:</b><br/>LEA-wide</p> | <p>outlining leadership's next steps reinforce transparency and accountability, while adjusting the master schedule to allow for adequate teacher collaboration reduces stress and fosters teamwork. Including wellness goals in each teammate's Professional Learning Plan emphasizes staff well-being and ensures they prioritize mental health. Clear onboarding practices support new teachers, particularly those new to the profession or district, helping them acclimate and reducing the risk of early burnout or turnover. Collectively, these actions promote a healthier work environment and improve staff retention. This continuity benefits unduplicated students by providing consistent relationships, tailored support, and a stable school climate that is essential for their success.</p> |   |
| <b>3.2</b>        | <p><b>Action:</b><br/>Attendance</p> <p><b>Need:</b><br/>High rates of chronic absenteeism, particularly among English Learners.</p> <p><b>Scope:</b><br/>LEA-wide</p>  | <p>Establishes a dedicated Attendance Team to monitor and address absenteeism with targeted strategies, including direct family communication, attendance incentives and interventions. A schoolwide focus on improving attendance ensures that interventions reach all affected students, helping to reduce absenteeism rates across the LEA and improve overall student engagement and achievement.</p>   | <p>Metric (3.1) Chronic Absenteeism<br/>Metric (3.3) Attendance</p> |
| <b>3.6</b>        | <p><b>Action:</b><br/>Classroom Facilities, and Student Physical Spaces</p> <p><b>Need:</b><br/>According to survey data, 33% feel safe at school. With a high percentage of unduplicated students, creating a safe and</p>   | <p>Building managers will conduct quarterly facilities walkthroughs using the Facility Inspection Tool (FIT) to ensure that school facilities maintain a "Good" or higher rating. Annual staff training on the comprehensive safety plan will ensure that all staff are prepared to respond to emergencies. A classroom checklist will ensure the consistent presence of essential safety kits, student work</p>  | <p>Metric (2.1) Student Sense of Safety</p>                         |

| Goal and Action # | Identified Need(s)  | How the Action(s) Address Need(s) and Why it is Provided on an LEA-wide or Schoolwide Basis   | Metric(s) to Monitor Effectiveness |
|-------------------|---|---|------------------------------------|
|                   | <p>supportive learning environment is integral to their success. Unduplicated students often face additional challenges that can impact their learning, and they require stable, positive school conditions to thrive both academically and socially.</p> <p><b>Scope:</b><br/>LEA-wide</p> | displays, and key anchor charts, promoting a safe and engaging learning environment. Providing these actions schoolwide ensures all students have equitable access to safe and well-maintained facilities, reinforcing safety expectations and supporting unduplicated students. A standardized safety plan across all classrooms also helps create a uniformly positive environment. |                                    |

### **Limited Actions**

For each action being solely provided to one or more unduplicated student group(s), provide an explanation of (1) the unique identified need(s) of the unduplicated student group(s) being served, (2) how the action is designed to address the identified need(s), and (3) how the effectiveness of the action in improving outcomes for the unduplicated student group(s) will be measured.

| Goal and Action # | Identified Need(s) | How the Action(s) are Designed to Address Need(s) | Metric(s) to Monitor Effectiveness |
|-------------------|--------------------|---|------------------------------------|
|-------------------|--------------------|---|------------------------------------|

For any limited action contributing to meeting the increased or improved services requirement that is associated with a Planned Percentage of Improved Services in the Contributing Summary Table rather than an expenditure of LCFF funds, describe the methodology that was used to determine the contribution of the action towards the proportional percentage, as applicable.

Not Applicable

### **Additional Concentration Grant Funding**

A description of the plan for how the additional concentration grant add-on funding identified above will be used to increase the number of staff providing direct services to students at schools that have a high concentration (above 55 percent) of foster youth, English learners, and low-income students, as applicable.

These funds are allocated towards essential salary support to maintain our current staff levels and towards comprehensive professional development programs. By using the funds to cover part of the existing salaries, we ensure that our schools do not lose valuable staff members due to budget constraints. Concurrently, the investment in professional development enriches our staff's skills and teaching

capabilities, enhancing both job satisfaction and educational outcomes. This dual approach of financial support and professional growth not only stabilizes our workforce but also directly contributes to sustained, high-quality service for our students.

| <b>Staff-to-student ratios by type of school and concentration of unduplicated students</b> | Schools with a student concentration of 55 percent or less | Schools with a student concentration of greater than 55 percent |
|---|--|---|
| Staff-to-student ratio of classified staff providing direct services to students            | N/A - single school LEA                                    | N/A - single school LEA   |
| Staff-to-student ratio of certificated staff providing direct services to students          | N/A - single school LEA                                    | N/A - single school LEA   |

2025-26 Total Expenditures Table

| LCAP Year | 1. Projected LCFF Base Grant<br>(Input Dollar Amount) | 2. Projected LCFF Supplemental and/or Concentration Grants<br>(Input Dollar Amount) | 3. Projected Percentage to Increase or Improve Services for the Coming School Year<br>(2 divided by 1) | LCFF Carryover — Percentage<br>(Input Percentage from Prior Year) | Total Percentage to Increase or Improve Services for the Coming School Year<br>(3 + Carryover %) |
|-----------|---|---|--|---|--|
| Totals    | 1,645,846   | 578,452   | 35.146%  | 0.000%  | 35.146%  |

| Totals | LCFF Funds     | Other State Funds | Local Funds | Federal Funds | Total Funds    | Total Personnel | Total Non-personnel |
|--------|----------------|-------------------|-------------|---------------|----------------|-----------------|---------------------|
| Totals | \$2,033,000.00 | \$602,968.00      | \$0.00      | \$160,000.00  | \$2,795,968.00 | \$2,401,968.00  | \$394,000.00        |

| Goal # | Action # | Action Title  | Student Group(s)            | Contributing to Increased or Improved Services? | Scope    | Unduplicated Student Group(s) | Location    | Time Span | Total Personnel | Total Non-personnel | LCFF Funds   | Other State Funds | Local Funds | Federal Funds | Total Funds    | Planned Percentage of Improved Services |
|--------|----------|---|-----------------------------|---|----------|-------------------------------|-------------|-----------|-----------------|---------------------|--------------|-------------------|-------------|---------------|----------------|---|
| 1      | 1.1      | Grade Level Curriculum  | English Learners Low Income | Yes   | LEA-wide | English Learners Low Income   | All Schools | Ongoing   | \$0.00          | \$35,000.00         | \$35,000.00  |                   |             |               | \$35,000.00    |   |
| 1      | 1.2      | Instruction (Professional Development and Culturally Relevant Pedagogy) | English Learners Low Income | Yes   | LEA-wide | English Learners Low Income   | All Schools | Ongoing   | \$315,000.00    | \$30,000.00         | \$345,000.00 |                   |             |               | \$345,000.00   |   |
| 1      | 1.3      | Instruction (Master Scheduling)   | All                         | No  |          |                               | All Schools | Ongoing   | \$1,163,000.00  | \$140,000.00        | \$874,000.00 | \$429,000.00      |             |               | \$1,303,000.00 |   |
| 1      | 1.4      | Instruction (Assessment)  | All                         | No  |          |                               | All Schools | Ongoing   | \$0.00          | \$0.00              | \$0.00       |                   |             |               | \$0.00         |   |
| 1      | 1.5      | Black Excellence  | All                         | No  |          |                               | All Schools | Ongoing   | \$0.00          | \$0.00              | \$0.00       |                   |             |               | \$0.00         |   |
| 1      | 1.6      | English Learners  |                             |   |          |                               |             | Ongoing   | \$8,000.00      | \$0.00              |              |                   |             | \$8,000.00    | \$8,000.00     |   |
| 1      | 1.7      | SPED  | Students with Disabilities  | No  |          |                               | All Schools | Ongoing   | \$575,000.00    | \$137,000.00        | \$544,000.00 | \$137,000.00      |             | \$31,000.00   | \$712,000.00   |   |
| 1      | 1.8      | Title I   | All                         | No  |          |                               | All Schools | Ongoing   | \$121,000.00    | \$0.00              |              |                   |             | \$121,000.00  | \$121,000.00   |   |
| 1      | 1.10     |   |                             |   |          |                               |             | Ongoing   |                 |                     |              |                   |             |               |                |   |
| 2      | 2.1      | Coaching  | English Learners Low Income | Yes   | LEA-wide | English Learners Low Income   | All Schools | Ongoing   | \$30,000.00     | \$0.00              | \$30,000.00  |                   |             |               | \$30,000.00    |   |
| 2      | 2.2      | Professional Development  | All                         | No  |          |                               | All Schools | Ongoing   | \$0.00          | \$0.00              | \$0.00       |                   |             |               | \$0.00         |   |
| 2      | 2.3      | Teammate Retention  | English Learners Low Income | Yes   | LEA-wide | English Learners Low Income   | All Schools | Ongoing   | \$0.00          | \$15,000.00         | \$15,000.00  |                   |             |               | \$15,000.00    |   |



| Goal # | Action # | Action Title                                      | Student Group(s)               | Contributing to Increased or Improved Services? | Scope    | Unduplicated Student Group(s)  | Location    | Time Span | Total Personnel | Total Non-personnel | LCFF Funds   | Other State Funds | Local Funds | Federal Funds | Total Funds  | Planned Percentage of Improved Services |
|--------|----------|---|--------------------------------|---|----------|--------------------------------|-------------|-----------|-----------------|---------------------|--------------|-------------------|-------------|---------------|--------------|---|
| 2      | 2.4      | Affinity Groups                                   | All                            | No  |          |                                | All Schools | Ongoing   | \$0.00          | \$0.00              | \$0.00       |                   |             |               | \$0.00       |   |
| 2      | 2.5      | Pipeline Development                              | All                            | No  |          |                                | All Schools | Ongoing   | \$0.00          | \$0.00              | \$0.00       |                   |             |               | \$0.00       |   |
| 2      | 2.6      | Teacher Credentialing                             | All                            | No  |          |                                | All Schools | Ongoing   | \$0.00          | \$0.00              | \$0.00       |                   |             |               | \$0.00       |   |
| 2      | 2.7      |   |                                |   |          |                                |             | Ongoing   |                 |                     |              |                   |             |               |              |   |
| 2      | 2.8      |   |                                |   |          |                                |             | Ongoing   |                 |                     |              |                   |             |               |              |   |
| 2      | 2.9      |   |                                |   |          |                                |             | Ongoing   |                 |                     |              |                   |             |               |              |   |
| 2      | 2.10     |   |                                |   |          |                                |             | Ongoing   |                 |                     |              |                   |             |               |              |   |
| 3      | 3.1      | Family and Community Engagement & Outreach        | All                            | No  |          |                                | All Schools | Ongoing   | \$0.00          | \$0.00              | \$0.00       |                   |             |               | \$0.00       |   |
| 3      | 3.2      | Attendance  | English Learners<br>Low Income | Yes   | LEA-wide | English Learners<br>Low Income | All Schools | Ongoing   | \$170,000.00    | \$0.00              | \$170,000.00 |                   |             |               | \$170,000.00 |   |
| 3      | 3.3      | SEL   | All                            | No  |          |                                | All Schools | Ongoing   | \$0.00          | \$0.00              | \$0.00       |                   |             |               | \$0.00       |   |
| 3      | 3.4      | MTSS  | All                            | No  |          |                                | All Schools | Ongoing   | \$0.00          | \$0.00              | \$0.00       |                   |             |               | \$0.00       |   |
| 3      | 3.5      | Enrollment  | All                            | No  |          |                                | All Schools | Ongoing   | \$0.00          | \$0.00              | \$0.00       |                   |             |               | \$0.00       |   |
| 3      | 3.6      | Classroom Facilities, and Student Physical Spaces | English Learners<br>Low Income | Yes   | LEA-wide | English Learners<br>Low Income | All Schools | Ongoing   | \$0.00          | \$37,000.00         | \$20,000.00  | \$17,000.00       |             |               | \$37,000.00  |   |
| 3      | 3.7      |   |                                |   |          |                                |             | Ongoing   |                 |                     |              |                   |             |               |              |   |
| 3      | 3.8      |   |                                |   |          |                                |             | Ongoing   |                 |                     |              |                   |             |               |              |   |
| 3      | 3.9      |   |                                |   |          |                                |             | Ongoing   |                 |                     |              |                   |             |               |              |   |
| 3      | 3.10     |   |                                |   |          |                                |             | Ongoing   |                 |                     |              |                   |             |               |              |   |
| 4      | 4.1      | ELA   | All                            | No  |          |                                | All Schools | 2025-26   | \$9,984.00      | \$0.00              |              | \$9,984.00        |             |               | \$9,984.00   |   |
| 4      | 4.2      | Math  | All                            | No  |          |                                | All Schools | 2025-26   | \$9,984.00      | \$0.00              |              | \$9,984.00        |             |               | \$9,984.00   |   |

# 2025-26 Contributing Actions Table

| 1. Projected LCFF Base Grant | 2. Projected LCFF Supplemental and/or Concentration Grants | 3. Projected Percentage to Increase or Improve Services for the Coming School Year (2 divided by 1) | LCFF Carryover — Percentage (Percentage from Prior Year) | Total Percentage to Increase or Improve Services for the Coming School Year (3 + Carryover %) | 4. Total Planned Contributing Expenditures (LCFF Funds) | 5. Total Planned Percentage of Improved Services (%) | Planned Percentage to Increase or Improve Services for the Coming School Year (4 divided by 1, plus 5) | Totals by Type           | Total LCFF Funds |
|------------------------------|--|---|--|---|---|--|--|--------------------------|------------------|
| 1,645,846                    | 578,452  | 35.146%   | 0.000%   | 35.146%   | \$615,000.00  | 0.000%   | 37.367 %   | <b>Total:</b>            | \$615,000.00     |
|                              |  |   |  |   |   |  |  | <b>LEA-wide Total:</b>   | \$615,000.00     |
|                              |  |   |  |   |   |  |  | <b>Limited Total:</b>    | \$0.00           |
|                              |  |   |  |   |   |  |  | <b>Schoolwide Total:</b> | \$0.00           |

| Goal | Action # | Action Title  | Contributing to Increased or Improved Services? | Scope    | Unduplicated Student Group(s) | Location    | Planned Expenditures for Contributing Actions (LCFF Funds) | Planned Percentage of Improved Services (%) |
|------|----------|---|---|----------|-------------------------------|-------------|--|---|
| 1    | 1.1      | Grade Level Curriculum  | Yes   | LEA-wide | English Learners Low Income   | All Schools | \$35,000.00  |   |
| 1    | 1.2      | Instruction (Professional Development and Culturally Relevant Pedagogy) | Yes   | LEA-wide | English Learners Low Income   | All Schools | \$345,000.00   |   |
| 2    | 2.1      | Coaching  | Yes   | LEA-wide | English Learners Low Income   | All Schools | \$30,000.00  |   |
| 2    | 2.3      | Teammate Retention  | Yes   | LEA-wide | English Learners Low Income   | All Schools | \$15,000.00  |   |
| 3    | 3.2      | Attendance  | Yes   | LEA-wide | English Learners Low Income   | All Schools | \$170,000.00   |   |
| 3    | 3.6      | Classroom Facilities, and Student Physical Spaces                       | Yes   | LEA-wide | English Learners Low Income   | All Schools | \$20,000.00  |   |

# 2024-25 Annual Update Table

| Totals | Last Year's Total Planned Expenditures (Total Funds) | Total Estimated Expenditures (Total Funds) |
|--------|--|--|
| Totals | \$4,047,853.00                                       | \$3,883,760.00                             |

| Last Year's Goal # | Last Year's Action # | Prior Action/Service Title  | Contributed to Increased or Improved Services? | Last Year's Planned Expenditures (Total Funds) | Estimated Actual Expenditures (Input Total Funds) |
|--------------------|----------------------|---|--|--|---|
| 1                  | 1.1                  | Grade Level Curriculum  | Yes  | \$137,392.00                                   | \$134,548   |
| 1                  | 1.2                  | Instruction (Professional Development and Culturally Relevant Pedagogy) | Yes  | \$430,556.00                                   | \$460,022   |
| 1                  | 1.3                  | Instruction (Master Scheduling)   | No   | \$1,820,405.00                                 | \$1,760,550                                       |
| 1                  | 1.4                  | Instruction (Assessment)  | No   | \$0.00   | \$0.00  |
| 1                  | 1.5                  | Black Excellence  | No   | \$0.00   | \$0.00  |
| 1                  | 1.6                  | English Learners  |  | \$6,936.00                                     | \$6,936   |
| 1                  | 1.7                  | SPED  | No   | \$1,211,629.00                                 | \$1,102,463                                       |
| 1                  | 1.8                  | Title I   | No   | \$133,224.00                                   | \$121,384   |
| 2                  | 2.1                  | Coaching  | Yes  | \$72,409.00                                    | \$75,694  |
| 2                  | 2.2                  | Professional Development  | No   | \$0.00   | \$0.00  |
| 2                  | 2.3                  | Teammate Retention  | Yes  | \$66,333.00                                    | \$42,390  |

| Last Year's Goal # | Last Year's Action # | Prior Action/Service Title                        | Contributed to Increased or Improved Services? | Last Year's Planned Expenditures (Total Funds) | Estimated Actual Expenditures (Input Total Funds) |
|--------------------|----------------------|---|--|--|---|
| 2                  | 2.4                  | Affinity Groups                                   | No   | \$0.00   | \$0.00  |
| 2                  | 2.5                  | Pipeline Development                              | No   | \$0.00   | \$0.00  |
| 2                  | 2.6                  | Teacher Credentialing                             | No   | \$0.00   | \$0.00  |
| 3                  | 3.1                  | Family and Community Engagement & Outreach        | No   | \$0.00   | \$0.00  |
| 3                  | 3.2                  | Attendance  | Yes  | \$94,278.00                                    | \$100,743   |
| 3                  | 3.3                  | SEL   | No   | \$0.00   | \$0.00  |
| 3                  | 3.4                  | MTSS  | No   | \$0.00   | \$0.00  |
| 3                  | 3.5                  | Enrollment  | No   | \$0.00   | \$0.00  |
| 3                  | 3.6                  | Classroom Facilities, and Student Physical Spaces | Yes  | \$74,691.00                                    | \$79,030  |

# 2024-25 Contributing Actions Annual Update Table

| 6. Estimated LCFF Supplemental and/or Concentration Grants (Input Dollar Amount) | 4. Total Planned Contributing Expenditures (LCFF Funds) | 7. Total Estimated Expenditures for Contributing Actions (LCFF Funds) | Difference Between Planned and Estimated Expenditures for Contributing Actions (Subtract 7 from 4) | 5. Total Planned Percentage of Improved Services (%) | 8. Total Estimated Percentage of Improved Services (%) | Difference Between Planned and Estimated Percentage of Improved Services (Subtract 5 from 8) |
|--|---|---|--|--|--|--|
| \$739,073  | \$856,578.00  | \$873,346.00  | (\$16,768.00)  | 0.000%   | 0.000%   | 0.000%   |

| Last Year's Goal # | Last Year's Action # | Prior Action/Service Title  | Contributing to Increased or Improved Services? | Last Year's Planned Expenditures for Contributing Actions (LCFF Funds) | Estimated Actual Expenditures for Contributing Actions (Input LCFF Funds) | Planned Percentage of Improved Services | Estimated Actual Percentage of Improved Services (Input Percentage) |
|--------------------|----------------------|---|---|--|---|---|---|
| 1                  | 1.1                  | Grade Level Curriculum  | Yes   | \$118,311.00   | \$115,467   |   |   |
| 1                  | 1.2                  | Instruction (Professional Development and Culturally Relevant Pedagogy) | Yes   | \$430,556.00   | \$460,022   |   |   |
| 2                  | 2.1                  | Coaching  | Yes   | \$72,409.00  | \$75,694  |   |   |
| 2                  | 2.3                  | Teammate Retention  | Yes   | \$66,333.00  | \$42,390  |   |   |
| 3                  | 3.2                  | Attendance  | Yes   | \$94,278.00  | \$100,743   |   |   |
| 3                  | 3.6                  | Classroom Facilities, and Student Physical Spaces                       | Yes   | \$74,691.00  | \$79,030  |   |   |

# 2024-25 LCFF Carryover Table

| 9. Estimated Actual LCFF Base Grant (Input Dollar Amount) | 6. Estimated Actual LCFF Supplemental and/or Concentration Grants | LCFF Carryover — Percentage (Percentage from Prior Year) | 10. Total Percentage to Increase or Improve Services for the Current School Year (6 divided by 9 + Carryover %) | 7. Total Estimated Actual Expenditures for Contributing Actions (LCFF Funds) | 8. Total Estimated Actual Percentage of Improved Services (%) | 11. Estimated Actual Percentage of Increased or Improved Services (7 divided by 9, plus 8) | 12. LCFF Carryover — Dollar Amount (Subtract 11 from 10 and multiply by 9) | 13. LCFF Carryover — Percentage (12 divided by 9) |
|---|---|--|---|--|---|--|--|---|
| 2,058,823   | \$739,073   | 2.312%   | 38.210%   | \$873,346.00   | 0.000%  | 42.420%  | \$0.00   | 0.000%  |

# Local Control and Accountability Plan Instructions

[Plan Summary](#)

[Engaging Educational Partners](#)

[Goals and Actions](#)

[Increased or Improved Services for Foster Youth, English Learners, and Low-Income Students](#)

*For additional questions or technical assistance related to the completion of the Local Control and Accountability Plan (LCAP) template, please contact the local county office of education (COE), or the California Department of Education's (CDE's) Local Agency Systems Support Office, by phone at 916-319-0809 or by email at [LCFF@cde.ca.gov](mailto:LCFF@cde.ca.gov).*

## Introduction and Instructions

The Local Control Funding Formula (LCFF) requires local educational agencies (LEAs) to engage their local educational partners in an annual planning process to evaluate their progress within eight state priority areas encompassing all statutory metrics (COEs have 10 state priorities). LEAs document the results of this planning process in the LCAP using the template adopted by the State Board of Education.

The LCAP development process serves three distinct, but related functions:

- **Comprehensive Strategic Planning:** The process of developing and annually updating the LCAP supports comprehensive strategic planning, particularly to address and reduce disparities in opportunities and outcomes between student groups indicated by the California School Dashboard (California Education Code [EC] Section 52064[e][1]). Strategic planning that is comprehensive connects budgetary decisions to teaching and learning performance data. LEAs should continually evaluate the hard choices they make about the use of limited resources to meet student and community needs to ensure opportunities and outcomes are improved for all students.
- **Meaningful Engagement of Educational Partners:** The LCAP development process should result in an LCAP that reflects decisions made through meaningful engagement (EC Section 52064[e][1]). Local educational partners possess valuable perspectives and insights about an LEA's programs and services. Effective strategic planning will incorporate these perspectives and insights in order to identify potential goals and actions to be included in the LCAP.
- **Accountability and Compliance:** The LCAP serves an important accountability function because the nature of some LCAP template sections require LEAs to show that they have complied with various requirements specified in the LCFF statutes and regulations, most notably:
  - Demonstrating that LEAs are increasing or improving services for foster youth, English learners, including long-term English learners, and low-income students in proportion to the amount of additional funding those students generate under LCFF (EC Section 52064[b][4-6]).
  - Establishing goals, supported by actions and related expenditures, that address the statutory priority areas and statutory metrics (EC sections 52064[b][1] and [2]).
    - **NOTE:** As specified in EC Section 62064(b)(1), the LCAP must provide a description of the annual goals, for all pupils and each subgroup of pupils identified pursuant to EC Section 52052, to be achieved for each of the state priorities. Beginning in 2023–24, EC

Section 52052 identifies long-term English learners as a separate and distinct pupil subgroup with a numerical significance at 15 students.

- Annually reviewing and updating the LCAP to reflect progress toward the goals (EC Section 52064[b][7]).
- Ensuring that all increases attributable to supplemental and concentration grant calculations, including concentration grant add-on funding and/or LCFF carryover, are reflected in the LCAP (EC sections 52064[b][6], [8], and [11]).

The LCAP template, like each LEA's final adopted LCAP, is a document, not a process. LEAs must use the template to memorialize the outcome of their LCAP development process, which must: (a) reflect comprehensive strategic planning, particularly to address and reduce disparities in opportunities and outcomes between student groups indicated by the California School Dashboard (Dashboard), (b) through meaningful engagement with educational partners that (c) meets legal requirements, as reflected in the final adopted LCAP. The sections included within the LCAP template do not and cannot reflect the full development process, just as the LCAP template itself is not intended as a tool for engaging educational partners.

If a county superintendent of schools has jurisdiction over a single school district, the county board of education and the governing board of the school district may adopt and file for review and approval a single LCAP consistent with the requirements in EC sections 52060, 52062, 52066, 52068, and 52070. The LCAP must clearly articulate to which entity's budget (school district or county superintendent of schools) all budgeted and actual expenditures are aligned.

The revised LCAP template for the 2024–25, 2025–26, and 2026–27 school years reflects statutory changes made through Senate Bill 114 (Committee on Budget and Fiscal Review), Chapter 48, Statutes of 2023 and Senate Bill 153, Chapter 38, Statutes of 2024.

At its most basic, the adopted LCAP should attempt to distill not just what the LEA is doing for students in transitional kindergarten through grade twelve (TK–12), but also allow educational partners to understand why, and whether those strategies are leading to improved opportunities and outcomes for students. LEAs are strongly encouraged to use language and a level of detail in their adopted LCAPs intended to be meaningful and accessible for the LEA's diverse educational partners and the broader public.

In developing and finalizing the LCAP for adoption, LEAs are encouraged to keep the following overarching frame at the forefront of the strategic planning and educational partner engagement functions:

Given present performance across the state priorities and on indicators in the Dashboard, how is the LEA using its budgetary resources to respond to TK–12 student and community needs, and address any performance gaps, including by meeting its obligation to increase or improve services for foster youth, English learners, and low-income students?

LEAs are encouraged to focus on a set of metrics and actions which, based on research, experience, and input gathered from educational partners, the LEA believes will have the biggest impact on behalf of its TK–12 students.

These instructions address the requirements for each section of the LCAP but may include information about effective practices when developing the LCAP and completing the LCAP document. Additionally, the beginning of each template section includes information emphasizing the purpose that section serves.



# Plan Summary

## ***Purpose***

A well-developed Plan Summary section provides a meaningful context for the LCAP. This section provides information about an LEA's community as well as relevant information about student needs and performance. In order to present a meaningful context for the rest of the LCAP, the content of this section should be clearly and meaningfully related to the content included throughout each subsequent section of the LCAP.

## **Requirements and Instructions**

### **General Information**

A description of the LEA, its schools, and its students in grades transitional kindergarten–12, as applicable to the LEA. LEAs may also provide information about their strategic plan, vision, etc.

Briefly describe the LEA, its schools, and its students in grades TK–12, as applicable to the LEA.

- For example, information about an LEA in terms of geography, enrollment, employment, the number and size of specific schools, recent community challenges, and other such information the LEA may wish to include can enable a reader to more fully understand the LEA's LCAP.
- LEAs may also provide information about their strategic plan, vision, etc.
- As part of this response, identify all schools within the LEA receiving Equity Multiplier funding.

### **Reflections: Annual Performance**

A reflection on annual performance based on a review of the California School Dashboard (Dashboard) and local data.

Reflect on the LEA's annual performance on the Dashboard and local data. This may include both successes and challenges identified by the LEA during the development process.

LEAs are encouraged to highlight how they are addressing the identified needs of student groups, and/or schools within the LCAP as part of this response.

As part of this response, the LEA must identify the following, which will remain unchanged during the three-year LCAP cycle:

- Any school within the LEA that received the lowest performance level on one or more state indicators on the 2023 Dashboard;
- Any student group within the LEA that received the lowest performance level on one or more state indicators on the 2023 Dashboard; and/or
- Any student group within a school within the LEA that received the lowest performance level on one or more state indicators on the 2023 Dashboard.

*EC* Section 52064.4 requires that an LEA that has unexpended Learning Recovery Emergency Block Grant (LREBG) funds must include one or more actions funded with LREBG funds within the 2025-26, 2026-27 and 2027-28 LCAPs, as applicable to the LEA. To implement the requirements of *EC* Section 52064.4, all LEAs must do the following:

- For the 2025–26, 2026–27, and 2027–28 LCAP years, identify whether or not the LEA has unexpended LREBG funds for the applicable LCAP year.
  - If the LEA has unexpended LREBG funds the LEA must provide the following:
    - The goal and action number for each action that will be funded, either in whole or in part, with LREBG funds; and
    - An explanation of the rationale for selecting each action funded with LREBG funds. This explanation must include:
      - An explanation of how the action is aligned with the allowable uses of funds identified in [EC Section 32526\(c\)\(2\)](#); and
      - An explanation of how the action is expected to address the area(s) of need of students and schools identified in the needs assessment required by [EC Section 32526\(d\)](#).
        - For information related to the allowable uses of funds and the required needs assessment, please see the Program Information tab on the [LREBG Program Information](#) web page.
    - Actions may be grouped together for purposes of these explanations.
    - The LEA may provide these explanations as part of the action description rather than as part of the Reflections: Annual Performance.
  - If the LEA does not have unexpended LREBG funds, the LEA is not required to conduct the needs assessment required by *EC* Section 32526(d), to provide the information identified above or to include actions funded with LREBG funds within the 2025-26, 2026-27 and 2027-28 LCAPs.

### **Reflections: Technical Assistance**

As applicable, a summary of the work underway as part of technical assistance.

Annually identify the reason(s) the LEA is eligible for or has requested technical assistance consistent with *EC* sections 47607.3, 52071, 52071.5, 52072, or 52072.5, and provide a summary of the work underway as part of receiving technical assistance. The most common form of this technical assistance is frequently referred to as Differentiated Assistance, however this also includes LEAs that have requested technical assistance from their COE.

- If the LEA is not eligible for or receiving technical assistance, the LEA may respond to this prompt as “Not Applicable.”

## Comprehensive Support and Improvement

An LEA with a school or schools identified for comprehensive support and improvement (CSI) under the Every Student Succeeds Act must respond to the following prompts:

### Schools Identified

A list of the schools in the LEA that are eligible for comprehensive support and improvement.

- Identify the schools within the LEA that have been identified for CSI.

### Support for Identified Schools

A description of how the LEA has or will support its eligible schools in developing comprehensive support and improvement plans.

- Describe how the LEA has or will support the identified schools in developing CSI plans that included a school-level needs assessment, evidence-based interventions, and the identification of any resource inequities to be addressed through the implementation of the CSI plan.

### Monitoring and Evaluating Effectiveness

A description of how the LEA will monitor and evaluate the plan to support student and school improvement.

- Describe how the LEA will monitor and evaluate the implementation and effectiveness of the CSI plan to support student and school improvement.

## Engaging Educational Partners

### *Purpose*

Significant and purposeful engagement of parents, students, educators, and other educational partners, including those representing the student groups identified by LCFF, is critical to the development of the LCAP and the budget process. Consistent with statute, such engagement should support comprehensive strategic planning, particularly to address and reduce disparities in opportunities and outcomes between student groups indicated by the Dashboard, accountability, and improvement across the state priorities and locally identified priorities (EC Section 52064[e][1]). Engagement of educational partners is an ongoing, annual process.

This section is designed to reflect how the engagement of educational partners influenced the decisions reflected in the adopted LCAP. The goal is to allow educational partners that participated in the LCAP development process and the broader public to understand how the LEA engaged educational partners and the impact of that engagement. LEAs are encouraged to keep this goal in the forefront when completing this section.

## Requirements

### *Requirements*

**School districts and COEs:** [EC Section 52060\(g\)](#) and [EC Section 52066\(g\)](#) specify the educational partners that must be consulted when developing the LCAP:

- Teachers,

- Principals,
- Administrators,
- Other school personnel,
- Local bargaining units of the LEA,
- Parents, and
- Students

A school district or COE receiving Equity Multiplier funds must also consult with educational partners at schools generating Equity Multiplier funds in the development of the LCAP, specifically, in the development of the required focus goal for each applicable school.

Before adopting the LCAP, school districts and COEs must share it with the applicable committees, as identified below under Requirements and Instructions. The superintendent is required by statute to respond in writing to the comments received from these committees. School districts and COEs must also consult with the special education local plan area administrator(s) when developing the LCAP.

**Charter schools:** [EC Section 47606.5\(d\)](#) requires that the following educational partners be consulted with when developing the LCAP:

- Teachers,
- Principals,
- Administrators,
- Other school personnel,
- Parents, and
- Students

A charter school receiving Equity Multiplier funds must also consult with educational partners at the school generating Equity Multiplier funds in the development of the LCAP, specifically, in the development of the required focus goal for the school.

The LCAP should also be shared with, and LEAs should request input from, schoolsite-level advisory groups, as applicable (e.g., schoolsite councils, English Learner Advisory Councils, student advisory groups, etc.), to facilitate alignment between schoolsite and district-level goals. Information and resources that support effective engagement, define student consultation, and provide the requirements for advisory group composition, can be found under Resources on the [CDE's LCAP webpage](#).

Before the governing board/body of an LEA considers the adoption of the LCAP, the LEA must meet the following legal requirements:

- For school districts, see [Education Code Section 52062](#);
  - **Note:** Charter schools using the LCAP as the School Plan for Student Achievement must meet the requirements of *EC* Section 52062(a).
- For COEs, see [Education Code Section 52068](#); and
- For charter schools, see [Education Code Section 47606.5](#).

- **NOTE:** As a reminder, the superintendent of a school district or COE must respond, in writing, to comments received by the applicable committees identified in the *Education Code* sections listed above. This includes the parent advisory committee and may include the English learner parent advisory committee and, as of July 1, 2024, the student advisory committee, as applicable.

## Instructions

Respond to the prompts as follows:

A summary of the process used to engage educational partners in the development of the LCAP.

School districts and county offices of education must, at a minimum, consult with teachers, principals, administrators, other school personnel, local bargaining units, parents, and students in the development of the LCAP.

Charter schools must, at a minimum, consult with teachers, principals, administrators, other school personnel, parents, and students in the development of the LCAP.

An LEA receiving Equity Multiplier funds must also consult with educational partners at schools generating Equity Multiplier funds in the development of the LCAP, specifically, in the development of the required focus goal for each applicable school.

Complete the table as follows:

### Educational Partners

Identify the applicable educational partner(s) or group(s) that were engaged in the development of the LCAP.

### Process for Engagement

Describe the engagement process used by the LEA to involve the identified educational partner(s) in the development of the LCAP. At a minimum, the LEA must describe how it met its obligation to consult with all statutorily required educational partners, as applicable to the type of LEA.

- A sufficient response to this prompt must include general information about the timeline of the process and meetings or other engagement strategies with educational partners. A response may also include information about an LEA's philosophical approach to engaging its educational partners.
- An LEA receiving Equity Multiplier funds must also include a summary of how it consulted with educational partners at schools generating Equity Multiplier funds in the development of the LCAP, specifically, in the development of the required focus goal for each applicable school.

A description of how the adopted LCAP was influenced by the feedback provided by educational partners.

Describe any goals, metrics, actions, or budgeted expenditures in the LCAP that were influenced by or developed in response to the educational partner feedback.

- A sufficient response to this prompt will provide educational partners and the public with clear, specific information about how the engagement process influenced the development of the LCAP. This may include a description of how the LEA prioritized requests of educational partners within the context of the budgetary resources available or otherwise prioritized areas of focus within the LCAP.
- An LEA receiving Equity Multiplier funds must include a description of how the consultation with educational partners at schools generating Equity Multiplier funds influenced the development of the adopted LCAP.
- For the purposes of this prompt, this may also include, but is not necessarily limited to:
  - Inclusion of a goal or decision to pursue a Focus Goal (as described below)
  - Inclusion of metrics other than the statutorily required metrics
  - Determination of the target outcome on one or more metrics
  - Inclusion of performance by one or more student groups in the Measuring and Reporting Results subsection
  - Inclusion of action(s) or a group of actions
  - Elimination of action(s) or group of actions
  - Changes to the level of proposed expenditures for one or more actions
  - Inclusion of action(s) as contributing to increased or improved services for unduplicated students
  - Analysis of effectiveness of the specific actions to achieve the goal
  - Analysis of material differences in expenditures
  - Analysis of changes made to a goal for the ensuing LCAP year based on the annual update process
  - Analysis of challenges or successes in the implementation of actions

## Goals and Actions

### *Purpose*

Well-developed goals will clearly communicate to educational partners what the LEA plans to accomplish, what the LEA plans to do in order to accomplish the goal, and how the LEA will know when it has accomplished the goal. A goal statement, associated metrics and expected outcomes, and the actions included in the goal must be in alignment. The explanation for why the LEA included a goal is an opportunity for LEAs to clearly communicate to educational partners and the public why, among the various strengths and areas for improvement highlighted by performance data and strategies and actions that could be pursued, the LEA decided to pursue this goal, and the related metrics, expected outcomes, actions, and expenditures.

A well-developed goal can be focused on the performance relative to a metric or metrics for all students, a specific student group(s), narrowing performance gaps, or implementing programs or strategies expected to impact outcomes. LEAs should assess the performance of their student groups when developing goals and the related actions to achieve such goals.

### *Requirements and Instructions*

LEAs should prioritize the goals, specific actions, and related expenditures included within the LCAP within one or more state priorities. LEAs must consider performance on the state and local indicators, including their locally collected and reported data for the local indicators that are included in the Dashboard, in determining whether and how to prioritize its goals within the LCAP. As previously stated, strategic planning that

is comprehensive connects budgetary decisions to teaching and learning performance data. LEAs should continually evaluate the hard choices they make about the use of limited resources to meet student and community needs to ensure opportunities and outcomes are improved for all students, and to address and reduce disparities in opportunities and outcomes between student groups indicated by the Dashboard.

In order to support prioritization of goals, the LCAP template provides LEAs with the option of developing three different kinds of goals:

- **Focus Goal:** A Focus Goal is relatively more concentrated in scope and may focus on a fewer number of metrics to measure improvement. A Focus Goal statement will be time bound and make clear how the goal is to be measured.
  - All Equity Multiplier goals must be developed as focus goals. For additional information, see Required Focus Goal(s) for LEAs Receiving Equity Multiplier Funding below.
- **Broad Goal:** A Broad Goal is relatively less concentrated in its scope and may focus on improving performance across a wide range of metrics.
- **Maintenance of Progress Goal:** A Maintenance of Progress Goal includes actions that may be ongoing without significant changes and allows an LEA to track performance on any metrics not addressed in the other goals of the LCAP.

**Requirement to Address the LCFF State Priorities**

At a minimum, the LCAP must address all LCFF priorities and associated metrics articulated in *EC* sections 52060(d) and 52066(d), as applicable to the LEA. The [LCFF State Priorities Summary](#) provides a summary of *EC* sections 52060(d) and 52066(d) to aid in the development of the LCAP.

Respond to the following prompts, as applicable:

**Focus Goal(s)**

Description

The description provided for a Focus Goal must be specific, measurable, and time bound.

- An LEA develops a Focus Goal to address areas of need that may require or benefit from a more specific and data intensive approach.
- The Focus Goal can explicitly reference the metric(s) by which achievement of the goal will be measured and the time frame according to which the LEA expects to achieve the goal.

Type of Goal

Identify the type of goal being implemented as a Focus Goal.

State Priorities addressed by this goal.

Identify each of the state priorities that this goal is intended to address.

An explanation of why the LEA has developed this goal.

Explain why the LEA has chosen to prioritize this goal.

- An explanation must be based on Dashboard data or other locally collected data.
- LEAs must describe how the LEA identified this goal for focused attention, including relevant consultation with educational partners.
- LEAs are encouraged to promote transparency and understanding around the decision to pursue a focus goal.

**Required Focus Goal(s) for LEAs Receiving Equity Multiplier Funding**

Description

LEAs receiving Equity Multiplier funding must include one or more focus goals for each school generating Equity Multiplier funding. In addition to addressing the focus goal requirements described above, LEAs must adhere to the following requirements.

Focus goals for Equity Multiplier schoolsites must address the following:

- (A) All student groups that have the lowest performance level on one or more state indicators on the Dashboard, and
- (B) Any underlying issues in the credentialing, subject matter preparation, and retention of the school’s educators, if applicable.
- Focus Goals for each and every Equity Multiplier schoolsite must identify specific metrics for each identified student group, as applicable.
- An LEA may create a single goal for multiple Equity Multiplier schoolsites if those schoolsites have the same student group(s) performing at the lowest performance level on one or more state indicators on the Dashboard or, experience similar issues in the credentialing, subject matter preparation, and retention of the school’s educators.
  - When creating a single goal for multiple Equity Multiplier schoolsites, the goal must identify the student groups and the performance levels on the Dashboard that the Focus Goal is addressing; or,
  - The common issues the schoolsites are experiencing in credentialing, subject matter preparation, and retention of the school’s educators, if applicable.

Type of Goal

Identify the type of goal being implemented as an Equity Multiplier Focus Goal.

State Priorities addressed by this goal.



Identify each of the state priorities that this goal is intended to address.

An explanation of why the LEA has developed this goal.

Explain why the LEA has chosen to prioritize this goal.

- An explanation must be based on Dashboard data or other locally collected data.
- LEAs must describe how the LEA identified this goal for focused attention, including relevant consultation with educational partners.
- LEAs are encouraged to promote transparency and understanding around the decision to pursue a focus goal.
- In addition to this information, the LEA must also identify:
  - The school or schools to which the goal applies

LEAs are encouraged to approach an Equity Multiplier goal from a wholistic standpoint, considering how the goal might maximize student outcomes through the use of LCFF and other funding in addition to Equity Multiplier funds.

- Equity Multiplier funds must be used to supplement, not supplant, funding provided to Equity Multiplier schoolsites for purposes of the LCFF, the Expanded Learning Opportunities Program (ELO-P), the Literacy Coaches and Reading Specialists (LCRS) Grant Program, and/or the California Community Schools Partnership Program (CCSPP).
- This means that Equity Multiplier funds must not be used to replace funding that an Equity Multiplier schoolsite would otherwise receive to implement LEA-wide actions identified in the LCAP or that an Equity Multiplier schoolsite would otherwise receive to implement provisions of the ELO-P, the LCRS, and/or the CCSPP.

**Note:** [EC Section 42238.024\(b\)\(1\)](#) requires that Equity Multiplier funds be used for the provision of evidence-based services and supports for students. Evidence-based services and supports are based on objective evidence that has informed the design of the service or support and/or guides the modification of those services and supports. Evidence-based supports and strategies are most commonly based on educational research and/or metrics of LEA, school, and/or student performance.

**Broad Goal**

Description

Describe what the LEA plans to achieve through the actions included in the goal.

- The description of a broad goal will be clearly aligned with the expected measurable outcomes included for the goal.

- The goal description organizes the actions and expected outcomes in a cohesive and consistent manner.
- A goal description is specific enough to be measurable in either quantitative or qualitative terms. A broad goal is not as specific as a focus goal. While it is specific enough to be measurable, there are many different metrics for measuring progress toward the goal.

#### Type of Goal

Identify the type of goal being implemented as a Broad Goal.

#### State Priorities addressed by this goal.

Identify each of the state priorities that this goal is intended to address.

#### An explanation of why the LEA has developed this goal.

Explain why the LEA developed this goal and how the actions and metrics grouped together will help achieve the goal.

### **Maintenance of Progress Goal**

#### Description

Describe how the LEA intends to maintain the progress made in the LCFF State Priorities not addressed by the other goals in the LCAP.

- Use this type of goal to address the state priorities and applicable metrics not addressed within the other goals in the LCAP.
- The state priorities and metrics to be addressed in this section are those for which the LEA, in consultation with educational partners, has determined to maintain actions and monitor progress while focusing implementation efforts on the actions covered by other goals in the LCAP.

#### Type of Goal

Identify the type of goal being implemented as a Maintenance of Progress Goal.

#### State Priorities addressed by this goal.

Identify each of the state priorities that this goal is intended to address.

#### An explanation of why the LEA has developed this goal.

Explain how the actions will sustain the progress exemplified by the related metrics.

### **Measuring and Reporting Results:**

For each LCAP year, identify the metric(s) that the LEA will use to track progress toward the expected outcomes.

- LEAs must identify metrics for specific student groups, as appropriate, including expected outcomes that address and reduce disparities in outcomes between student groups.
- The metrics may be quantitative or qualitative; but at minimum, an LEA’s LCAP must include goals that are measured using all of the applicable metrics for the related state priorities, in each LCAP year, as applicable to the type of LEA.
- To the extent a state priority does not specify one or more metrics (e.g., implementation of state academic content and performance standards), the LEA must identify a metric to use within the LCAP. For these state priorities, LEAs are encouraged to use metrics based on or reported through the relevant local indicator self-reflection tools within the Dashboard.
- **Required metrics for LEA-wide actions:** For each action identified as 1) contributing towards the requirement to increase or improve services for foster youth, English learners, including long-term English learners, and low-income students and 2) being provided on an LEA-wide basis, the LEA must identify one or more metrics to monitor the effectiveness of the action and its budgeted expenditures.
  - These required metrics may be identified within the action description or the first prompt in the increased or improved services section, however the description must clearly identify the metric(s) being used to monitor the effectiveness of the action and the action(s) that the metric(s) apply to.
- **Required metrics for Equity Multiplier goals:** For each Equity Multiplier goal, the LEA must identify:
  - The specific metrics for each identified student group at each specific schoolsite, as applicable, to measure the progress toward the goal, and/or
  - The specific metrics used to measure progress in meeting the goal related to credentialing, subject matter preparation, or educator retention at each specific schoolsite.
- **Required metrics for actions supported by LREBG funds:** To implement the requirements of *EC* Section 52064.4, LEAs with unexpended LREBG funds must include at least one metric to monitor the impact of each action funded with LREBG funds included in the goal.
  - The metrics being used to monitor the impact of each action funded with LREBG funds are not required to be new metrics; they may be metrics that are already being used to measure progress towards goals and actions included in the LCAP.

Complete the table as follows:

| Metric #   |
|--|
| <ul style="list-style-type: none"><li>• Enter the metric number.</li></ul> |
| Metric   |

- Identify the standard of measure being used to determine progress towards the goal and/or to measure the effectiveness of one or more actions associated with the goal.

## Baseline

- Enter the baseline when completing the LCAP for 2024–25.
  - Use the most recent data associated with the metric available at the time of adoption of the LCAP for the first year of the three-year plan. LEAs may use data as reported on the 2023 Dashboard for the baseline of a metric only if that data represents the most recent available data (e.g., high school graduation rate).
  - Using the most recent data available may involve reviewing data the LEA is preparing for submission to the California Longitudinal Pupil Achievement Data System (CALPADS) or data that the LEA has recently submitted to CALPADS.
  - Indicate the school year to which the baseline data applies.
  - The baseline data must remain unchanged throughout the three-year LCAP.
    - This requirement is not intended to prevent LEAs from revising the baseline data if it is necessary to do so. For example, if an LEA identifies that its data collection practices for a particular metric are leading to inaccurate data and revises its practice to obtain accurate data, it would also be appropriate for the LEA to revise the baseline data to align with the more accurate data process and report its results using the accurate data.
    - If an LEA chooses to revise its baseline data, then, at a minimum, it must clearly identify the change as part of its response to the description of changes prompt in the Goal Analysis for the goal. LEAs are also strongly encouraged to involve their educational partners in the decision of whether or not to revise a baseline and to communicate the proposed change to their educational partners.
  - Note for Charter Schools: Charter schools developing a one- or two-year LCAP may identify a new baseline each year, as applicable.

## Year 1 Outcome

- When completing the LCAP for 2025–26, enter the most recent data available. Indicate the school year to which the data applies.
  - Note for Charter Schools: Charter schools developing a one-year LCAP may provide the Year 1 Outcome when completing the LCAP for both 2025–26 and 2026–27 or may provide the Year 1 Outcome for 2025–26 and provide the Year 2 Outcome for 2026–27.

## Year 2 Outcome

- When completing the LCAP for 2026–27, enter the most recent data available. Indicate the school year to which the data applies.

- Note for Charter Schools: Charter schools developing a one-year LCAP may identify the Year 2 Outcome as not applicable when completing the LCAP for 2026–27 or may provide the Year 2 Outcome for 2026–27.

### Target for Year 3 Outcome

- When completing the first year of the LCAP, enter the target outcome for the relevant metric the LEA expects to achieve by the end of the three-year LCAP cycle.
  - Note for Charter Schools: Charter schools developing a one- or two-year LCAP may identify a Target for Year 1 or Target for Year 2, as applicable.

### Current Difference from Baseline

- When completing the LCAP for 2025–26 and 2026–27, enter the current difference between the baseline and the yearly outcome, as applicable.
  - Note for Charter Schools: Charter schools developing a one- or two-year LCAP will identify the current difference between the baseline and the yearly outcome for Year 1 and/or the current difference between the baseline and the yearly outcome for Year 2, as applicable.

Timeline for school districts and COEs for completing the “**Measuring and Reporting Results**” part of the Goal.

| Metric   | Baseline   | Year 1 Outcome  | Year 2 Outcome  | Target for Year 3 Outcome  | Current Difference from Baseline   |
|--|--|---|---|--|--|
| Enter information in this box when completing the LCAP for <b>2024–25</b> or when adding a new metric. | Enter information in this box when completing the LCAP for <b>2024–25</b> or when adding a new metric. | Enter information in this box when completing the LCAP for <b>2025–26</b> . Leave blank until then. | Enter information in this box when completing the LCAP for <b>2026–27</b> . Leave blank until then. | Enter information in this box when completing the LCAP for <b>2024–25</b> or when adding a new metric. | Enter information in this box when completing the LCAP for <b>2025–26</b> and <b>2026–27</b> . Leave blank until then. |

### Goal Analysis:

Enter the LCAP Year.

Using actual annual measurable outcome data, including data from the Dashboard, analyze whether the planned actions were effective towards achieving the goal. “Effective” means the degree to which the planned actions were successful in producing the target result. Respond to the prompts as instructed.

**Note:** When completing the 2024–25 LCAP, use the 2023–24 Local Control and Accountability Plan Annual Update template to complete the Goal Analysis and identify the Goal Analysis prompts in the 2024–25 LCAP as “Not Applicable.”

A description of overall implementation, including any substantive differences in planned actions and actual implementation of these actions, and any relevant challenges and successes experienced with implementation.

- Describe the overall implementation of the actions to achieve the articulated goal, including relevant challenges and successes experienced with implementation.
  - Include a discussion of relevant challenges and successes experienced with the implementation process.
  - This discussion must include any instance where the LEA did not implement a planned action or implemented a planned action in a manner that differs substantively from how it was described in the adopted LCAP.

An explanation of material differences between Budgeted Expenditures and Estimated Actual Expenditures and/or Planned Percentages of Improved Services and Estimated Actual Percentages of Improved Services.

- Explain material differences between Budgeted Expenditures and Estimated Actual Expenditures and between the Planned Percentages of Improved Services and Estimated Actual Percentages of Improved Services, as applicable. Minor variances in expenditures or percentages do not need to be addressed, and a dollar-for-dollar accounting is not required.

A description of the effectiveness or ineffectiveness of the specific actions to date in making progress toward the goal.

- Describe the effectiveness or ineffectiveness of the specific actions to date in making progress toward the goal. “Effectiveness” means the degree to which the actions were successful in producing the target result and “ineffectiveness” means that the actions did not produce any significant or targeted result.
  - In some cases, not all actions in a goal will be intended to improve performance on all of the metrics associated with the goal.
  - When responding to this prompt, LEAs may assess the effectiveness of a single action or group of actions within the goal in the context of performance on a single metric or group of specific metrics within the goal that are applicable to the action(s). Grouping actions with metrics will allow for more robust analysis of whether the strategy the LEA is using to impact a specified set of metrics is working and increase transparency for educational partners. LEAs are encouraged to use such an approach when goals include multiple actions and metrics that are not closely associated.
  - Beginning with the development of the 2024–25 LCAP, the LEA must change actions that have not proven effective over a three-year period.

A description of any changes made to the planned goal, metrics, target outcomes, or actions for the coming year that resulted from reflections on prior practice.

- Describe any changes made to this goal, expected outcomes, metrics, or actions to achieve this goal as a result of this analysis and analysis of the data provided in the Dashboard or other local data, as applicable.
  - As noted above, beginning with the development of the 2024–25 LCAP, the LEA must change actions that have not proven effective over a three-year period. For actions that have been identified as ineffective, the LEA must identify the ineffective action and must include a description of the following:

- The reasons for the ineffectiveness, and
- How changes to the action will result in a new or strengthened approach.

## Actions:

Complete the table as follows. Add additional rows as necessary.

### Action #

- Enter the action number.

### Title

- Provide a short title for the action. This title will also appear in the action tables.

### Description

- Provide a brief description of the action.
  - For actions that contribute to meeting the increased or improved services requirement, the LEA may include an explanation of how each action is principally directed towards and effective in meeting the LEA's goals for unduplicated students, as described in the instructions for the Increased or Improved Services for Foster Youth, English Learners, and Low-Income Students section.
  - As previously noted, for each action identified as 1) contributing towards the requirement to increase or improve services for foster youth, English learners, including long-term English learners, and low-income students and 2) being provided on an LEA-wide basis, the LEA must identify one or more metrics to monitor the effectiveness of the action and its budgeted expenditures.
  - These required metrics may be identified within the action description or the first prompt in the increased or improved services section; however, the description must clearly identify the metric(s) being used to monitor the effectiveness of the action and the action(s) that the metric(s) apply to.

### Total Funds

- Enter the total amount of expenditures associated with this action. Budgeted expenditures from specific fund sources will be provided in the action tables.

### Contributing

- Indicate whether the action contributes to meeting the increased or improved services requirement as described in the Increased or Improved Services section using a “Y” for Yes or an “N” for No.
  - **Note:** for each such contributing action, the LEA will need to provide additional information in the Increased or Improved Services section to address the requirements in *California Code of Regulations*, Title 5 [5 CCR] Section 15496 in the Increased or Improved Services section of the LCAP.

**Actions for Foster Youth:** School districts, COEs, and charter schools that have a numerically significant foster youth student subgroup are encouraged to include specific actions in the LCAP designed to meet needs specific to foster youth students.

## Required Actions

### For English Learners and Long-Term English Learners

- LEAs with 30 or more English learners and/or 15 or more long-term English learners must include specific actions in the LCAP related to, at a minimum:
  - Language acquisition programs, as defined in *EC* Section 306, provided to students, and
  - Professional development for teachers.
  - If an LEA has both 30 or more English learners and 15 or more long-term English learners, the LEA must include actions for both English learners and long-term English learners.

### For Technical Assistance

- LEAs eligible for technical assistance pursuant to *EC* sections 47607.3, 52071, 52071.5, 52072, or 52072.5, must include specific actions within the LCAP related to its implementation of the work underway as part of technical assistance. The most common form of this technical assistance is frequently referred to as Differentiated Assistance.

### For Lowest Performing Dashboard Indicators

- LEAs that have Red Dashboard indicators for (1) a school within the LEA, (2) a student group within the LEA, and/or (3) a student group within any school within the LEA must include one or more specific actions within the LCAP:
  - The specific action(s) must be directed towards the identified student group(s) and/or school(s) and must address the identified state indicator(s) for which the student group or school received the lowest performance level on the 2023 Dashboard. Each student group and/or school that receives the lowest performance level on the 2023 Dashboard must be addressed by one or more actions.
  - These required actions will be effective for the three-year LCAP cycle.

### For LEAs With Unexpended LREBG Funds

- To implement the requirements of *EC* Section 52064.4, LEAs with unexpended LREBG funds must include one or more actions supported with LREBG funds within the 2025–26, 2026–27, and 2027–28 LCAPs, as applicable to the LEA. Actions funded with LREBG funds must remain in the LCAP until the LEA has expended the remainder of its LREBG funds, after which time the actions may be removed from the LCAP.
  - Prior to identifying the actions included in the LCAP the LEA is required to conduct a needs assessment pursuant to [EC Section 32526\(d\)](#). For information related to the required needs assessment please see the Program Information tab on the [LREBG](#)



[Program Information](#) web page. Additional information about the needs assessment and evidence-based resources for the LREBG may be found on the [California Statewide System of Support LREBG Resources](#) web page. The required LREBG needs assessment may be part of the LEAs regular needs assessment for the LCAP if it meets the requirements of *EC* Section 32526(d).

- School districts receiving technical assistance and COEs providing technical assistance are encouraged to use the technical assistance process to support the school district in conducting the required needs assessment, the selection of actions funded by the LREBG and/or the evaluation of implementation of the actions required as part of the LCAP annual update process.
- As a reminder, LREBG funds must be used to implement one or more of the purposes articulated in [EC Section 32526\(c\)\(2\)](#).
- LEAs with unexpended LREBG funds must include one or more actions supported by LREBG funds within the LCAP. For each action supported by LREBG funding the action description must:
  - Identify the action as an LREBG action;
  - Include an explanation of how research supports the selected action;
  - Identify the metric(s) being used to monitor the impact of the action; and
  - Identify the amount of LREBG funds being used to support the action.

## **Increased or Improved Services for Foster Youth, English Learners, and Low-Income Students**

### ***Purpose***

A well-written Increased or Improved Services section provides educational partners with a comprehensive description, within a single dedicated section, of how an LEA plans to increase or improve services for its unduplicated students as defined in *EC* Section 42238.02 in grades TK–12 as compared to all students in grades TK–12, as applicable, and how LEA-wide or schoolwide actions identified for this purpose meet regulatory requirements. Descriptions provided should include sufficient detail yet be sufficiently succinct to promote a broader understanding of educational partners to facilitate their ability to provide input. An LEA’s description in this section must align with the actions included in the Goals and Actions section as contributing.

Please Note: For the purpose of meeting the Increased or Improved Services requirement and consistent with *EC* Section 42238.02, long-term English learners are included in the English learner student group.

### **Statutory Requirements**

An LEA is required to demonstrate in its LCAP how it is increasing or improving services for its students who are foster youth, English learners, and/or low-income, collectively referred to as unduplicated students, as compared to the services provided to all students in proportion to the increase in funding it receives based on the number and concentration of unduplicated students in the LEA (*EC* Section 42238.07[a][1], *EC*

Section 52064[b][8][B]; 5 CCR Section 15496[a]). This proportionality percentage is also known as the “minimum proportionality percentage” or “MPP.” The manner in which an LEA demonstrates it is meeting its MPP is two-fold: (1) through the expenditure of LCFF funds or through the identification of a Planned Percentage of Improved Services as documented in the Contributing Actions Table, and (2) through the explanations provided in the Increased or Improved Services for Foster Youth, English Learners, and Low-Income Students section.

To improve services means to grow services in quality and to increase services means to grow services in quantity. Services are increased or improved by those actions in the LCAP that are identified in the Goals and Actions section as contributing to the increased or improved services requirement, whether they are provided across the entire LEA (LEA-wide action), provided to an entire school (Schoolwide action), or solely provided to one or more unduplicated student group(s) (Limited action).

Therefore, for *any* action contributing to meet the increased or improved services requirement, the LEA must include an explanation of:

- How the action is increasing or improving services for the unduplicated student group(s) (Identified Needs and Action Design), and
- How the action meets the LEA's goals for its unduplicated pupils in the state and any local priority areas (Measurement of Effectiveness).

**LEA-wide and Schoolwide Actions**

In addition to the above required explanations, LEAs must provide a justification for why an LEA-wide or Schoolwide action is being provided to all students and how the action is intended to improve outcomes for unduplicated student group(s) as compared to all students.

- Conclusory statements that a service will help achieve an expected outcome for the goal, without an explicit connection or further explanation as to how, are not sufficient.
- Further, simply stating that an LEA has a high enrollment percentage of a specific student group or groups does not meet the increased or improved services standard because enrolling students is not the same as serving students.

**For School Districts Only**

Actions provided on an **LEA-wide** basis at **school districts with an unduplicated pupil percentage of less than 55 percent** must also include a description of how the actions are the most effective use of the funds to meet the district's goals for its unduplicated pupils in the state and any local priority areas. The description must provide the basis for this determination, including any alternatives considered, supporting research, experience, or educational theory.

Actions provided on a **Schoolwide** basis for **schools with less than 40 percent enrollment of unduplicated pupils** must also include a description of how these actions are the most effective use of the funds to meet the district's goals for its unduplicated pupils in the state and any local priority areas. The description must provide the basis for this determination, including any alternatives considered, supporting research, experience, or educational theory.

***Requirements and Instructions***

Complete the tables as follows:

- Specify the amount of LCFF supplemental and concentration grant funds the LEA estimates it will receive in the coming year based on the number and concentration of foster youth, English learner, and low-income students. This amount includes the Additional 15 percent LCFF Concentration Grant.

#### Projected Additional 15 percent LCFF Concentration Grant

- Specify the amount of additional LCFF concentration grant add-on funding, as described in *EC* Section 42238.02, that the LEA estimates it will receive in the coming year.

#### Projected Percentage to Increase or Improve Services for the Coming School Year

- Specify the estimated percentage by which services for unduplicated pupils must be increased or improved as compared to the services provided to all students in the LCAP year as calculated pursuant to 5 *CCR* Section 15496(a)(7).

#### LCFF Carryover — Percentage

- Specify the LCFF Carryover — Percentage identified in the LCFF Carryover Table. If a carryover percentage is not identified in the LCFF Carryover Table, specify a percentage of zero (0.00%).

#### LCFF Carryover — Dollar

- Specify the LCFF Carryover — Dollar amount identified in the LCFF Carryover Table. If a carryover amount is not identified in the LCFF Carryover Table, specify an amount of zero (\$0).

#### Total Percentage to Increase or Improve Services for the Coming School Year

- Add the Projected Percentage to Increase or Improve Services for the Coming School Year and the Proportional LCFF Required Carryover Percentage and specify the percentage. This is the LEA's percentage by which services for unduplicated pupils must be increased or improved as compared to the services provided to all students in the LCAP year, as calculated pursuant to 5 *CCR* Section 15496(a)(7).

#### **Required Descriptions:**

#### **LEA-wide and Schoolwide Actions**

For each action being provided to an entire LEA or school, provide an explanation of (1) the unique identified need(s) of the unduplicated student group(s) for whom the action is principally directed, (2) how the action is designed to address the identified need(s) and why it is being provided on an LEA or schoolwide basis, and (3) the metric(s) used to measure the effectiveness of the action in improving outcomes for the unduplicated student group(s).

If the LEA has provided this required description in the Action Descriptions, state as such within the table.

Complete the table as follows:

#### **Identified Need(s)**

Provide an explanation of the unique identified need(s) of the LEA's unduplicated student group(s) for whom the action is principally directed.

An LEA demonstrates how an action is principally directed towards an unduplicated student group(s) when the LEA explains the need(s), condition(s), or circumstance(s) of the unduplicated student group(s) identified through a needs assessment and how the action addresses them. A meaningful needs assessment includes, at a minimum, analysis of applicable student achievement data and educational partner feedback.

**How the Action(s) are Designed to Address Need(s) and Why it is Provided on an LEA-wide or Schoolwide Basis**

Provide an explanation of how the action as designed will address the unique identified need(s) of the LEA’s unduplicated student group(s) for whom the action is principally directed and the rationale for why the action is being provided on an LEA-wide or schoolwide basis.

- As stated above, conclusory statements that a service will help achieve an expected outcome for the goal, without an explicit connection or further explanation as to how, are not sufficient.
- Further, simply stating that an LEA has a high enrollment percentage of a specific student group or groups does not meet the increased or improved services standard because enrolling students is not the same as serving students.

**Metric(s) to Monitor Effectiveness**

Identify the metric(s) being used to measure the progress and effectiveness of the action(s).

**Note for COEs and Charter Schools:** In the case of COEs and charter schools, schoolwide and LEA-wide are considered to be synonymous.

**Limited Actions**

For each action being solely provided to one or more unduplicated student group(s), provide an explanation of (1) the unique identified need(s) of the unduplicated student group(s) being served, (2) how the action is designed to address the identified need(s), and (3) how the effectiveness of the action in improving outcomes for the unduplicated student group(s) will be measured.

If the LEA has provided the required descriptions in the Action Descriptions, state as such.

Complete the table as follows:

**Identified Need(s)**

Provide an explanation of the unique need(s) of the unduplicated student group(s) being served identified through the LEA’s needs assessment. A meaningful needs assessment includes, at a minimum, analysis of applicable student achievement data and educational partner feedback.

**How the Action(s) are Designed to Address Need(s)**

Provide an explanation of how the action is designed to address the unique identified need(s) of the unduplicated student group(s) being served.

## **Metric(s) to Monitor Effectiveness**

Identify the metric(s) being used to measure the progress and effectiveness of the action(s).

For any limited action contributing to meeting the increased or improved services requirement that is associated with a Planned Percentage of Improved Services in the Contributing Summary Table rather than an expenditure of LCFF funds, describe the methodology that was used to determine the contribution of the action towards the proportional percentage, as applicable.

- For each action with an identified Planned Percentage of Improved Services, identify the goal and action number and describe the methodology that was used.
- When identifying a Planned Percentage of Improved Services, the LEA must describe the methodology that it used to determine the contribution of the action towards the proportional percentage. The percentage of improved services for an action corresponds to the amount of LCFF funding that the LEA estimates it would expend to implement the action if it were funded.
- For example, an LEA determines that there is a need to analyze data to ensure that instructional aides and expanded learning providers know what targeted supports to provide to students who are foster youth. The LEA could implement this action by hiring additional staff to collect and analyze data and to coordinate supports for students, which, based on the LEA's current pay scale, the LEA estimates would cost \$165,000. Instead, the LEA chooses to utilize a portion of existing staff time to analyze data relating to students who are foster youth. This analysis will then be shared with site principals who will use the data to coordinate services provided by instructional assistants and expanded learning providers to target support to students. In this example, the LEA would divide the estimated cost of \$165,000 by the amount of LCFF Funding identified in the Total Planned Expenditures Table and then convert the quotient to a percentage. This percentage is the Planned Percentage of Improved Services for the action.

## **Additional Concentration Grant Funding**

A description of the plan for how the additional concentration grant add-on funding identified above will be used to increase the number of staff providing direct services to students at schools that have a high concentration (above 55 percent) of foster youth, English learners, and low-income students, as applicable.

An LEA that receives the additional concentration grant add-on described in *EC* Section 42238.02 is required to demonstrate how it is using these funds to increase the number of staff who provide direct services to students at schools with an enrollment of unduplicated students that is greater than 55 percent as compared to the number of staff who provide direct services to students at schools with an enrollment of unduplicated students that is equal to or less than 55 percent. The staff who provide direct services to students must be certificated staff and/or classified staff employed by the LEA; classified staff includes custodial staff.

Provide the following descriptions, as applicable to the LEA:

- An LEA that does not receive a concentration grant or the concentration grant add-on must indicate that a response to this prompt is not applicable.

- Identify the goal and action numbers of the actions in the LCAP that the LEA is implementing to meet the requirement to increase the number of staff who provide direct services to students at schools with an enrollment of unduplicated students that is greater than 55 percent.
- An LEA that does not have comparison schools from which to describe how it is using the concentration grant add-on funds, such as a single-school LEA or an LEA that only has schools with an enrollment of unduplicated students that is greater than 55 percent, must describe how it is using the funds to increase the number of credentialed staff, classified staff, or both, including custodial staff, who provide direct services to students at selected schools and the criteria used to determine which schools require additional staffing support.
- In the event that an additional concentration grant add-on is not sufficient to increase staff providing direct services to students at a school with an enrollment of unduplicated students that is greater than 55 percent, the LEA must describe how it is using the funds to retain staff providing direct services to students at a school with an enrollment of unduplicated students that is greater than 55 percent.

Complete the table as follows:

- Provide the staff-to-student ratio of classified staff providing direct services to students with a concentration of unduplicated students that is 55 percent or less and the staff-to-student ratio of classified staff providing direct services to students at schools with a concentration of unduplicated students that is greater than 55 percent, as applicable to the LEA.
  - The LEA may group its schools by grade span (Elementary, Middle/Junior High, and High Schools), as applicable to the LEA.
  - The staff-to-student ratio must be based on the number of full-time equivalent (FTE) staff and the number of enrolled students as counted on the first Wednesday in October of each year.
- Provide the staff-to-student ratio of certificated staff providing direct services to students at schools with a concentration of unduplicated students that is 55 percent or less and the staff-to-student ratio of certificated staff providing direct services to students at schools with a concentration of unduplicated students that is greater than 55 percent, as applicable to the LEA.
  - The LEA may group its schools by grade span (Elementary, Middle/Junior High, and High Schools), as applicable to the LEA.
  - The staff-to-student ratio must be based on the number of FTE staff and the number of enrolled students as counted on the first Wednesday in October of each year.

## Action Tables

Complete the Total Planned Expenditures Table for each action in the LCAP. The information entered into this table will automatically populate the other Action Tables. Information is only entered into the Total Planned Expenditures Table, the Annual Update Table, the Contributing Actions Annual Update Table, and the LCFF Carryover Table. The word “input” has been added to column headers to aid in identifying the column(s) where information will be entered. Information is not entered on the remaining Action tables.

The following tables are required to be included as part of the LCAP adopted by the local governing board or governing body:

- Table 1: Total Planned Expenditures Table (for the coming LCAP Year)
- Table 2: Contributing Actions Table (for the coming LCAP Year)
- Table 3: Annual Update Table (for the current LCAP Year)
- Table 4: Contributing Actions Annual Update Table (for the current LCAP Year)
- Table 5: LCFF Carryover Table (for the current LCAP Year)

Note: The coming LCAP Year is the year that is being planned for, while the current LCAP year is the current year of implementation. For example, when developing the 2024–25 LCAP, 2024–25 will be the coming LCAP Year and 2023–24 will be the current LCAP Year.

## ***Total Planned Expenditures Table***

In the Total Planned Expenditures Table, input the following information for each action in the LCAP for that applicable LCAP year:

- **LCAP Year:** Identify the applicable LCAP Year.
- **1. Projected LCFF Base Grant:** Provide the total amount estimated LCFF entitlement for the coming school year, excluding the supplemental and concentration grants and the add-ons for the Targeted Instructional Improvement Block Grant program, the former Home-to-School Transportation program, and the Small School District Transportation program, pursuant to 5 CCR Section 15496(a)(8). Note that the LCFF Base Grant for purposes of the LCAP also includes the Necessary Small Schools and Economic Recovery Target allowances for school districts, and County Operations Grant for COEs.  
  
See EC sections 2574 (for COEs) and 42238.02 (for school districts and charter schools), as applicable, for LCFF entitlement calculations.
- **2. Projected LCFF Supplemental and/or Concentration Grants:** Provide the total amount of LCFF supplemental and concentration grants estimated on the basis of the number and concentration of unduplicated students for the coming school year.
- **3. Projected Percentage to Increase or Improve Services for the Coming School Year:** This percentage will not be entered; it is calculated based on the Projected LCFF Base Grant and the Projected LCFF Supplemental and/or Concentration Grants, pursuant to 5 CCR Section 15496(a)(8). This is the percentage by which services for unduplicated pupils must be increased or improved as compared to the services provided to all students in the coming LCAP year.
- **LCFF Carryover — Percentage:** Specify the LCFF Carryover — Percentage identified in the LCFF Carryover Table from the prior LCAP year. If a carryover percentage is not identified in the LCFF Carryover Table, specify a percentage of zero (0.00%).
- **Total Percentage to Increase or Improve Services for the Coming School Year:** This percentage will not be entered; it is calculated based on the Projected Percentage to Increase or Improve Services for the Coming School Year and the LCFF Carryover —

Percentage. ***This is the percentage by which the LEA must increase or improve services for unduplicated pupils as compared to the services provided to all students in the coming LCAP year.***

- **Goal #:** Enter the LCAP Goal number for the action.
- **Action #:** Enter the action's number as indicated in the LCAP Goal.
- **Action Title:** Provide a title of the action.
- **Student Group(s):** Indicate the student group or groups who will be the primary beneficiary of the action by entering "All," or by entering a specific student group or groups.
- **Contributing to Increased or Improved Services?:** Type "Yes" if the action **is** included as contributing to meeting the increased or improved services requirement; OR, type "No" if the action is **not** included as contributing to meeting the increased or improved services requirement.
- If "Yes" is entered into the Contributing column, then complete the following columns:
  - **Scope:** The scope of an action may be LEA-wide (i.e., districtwide, countywide, or charterwide), schoolwide, or limited. An action that is LEA-wide in scope upgrades the entire educational program of the LEA. An action that is schoolwide in scope upgrades the entire educational program of a single school. An action that is limited in its scope is an action that serves only one or more unduplicated student groups.
  - **Unduplicated Student Group(s):** Regardless of scope, contributing actions serve one or more unduplicated student groups. Indicate one or more unduplicated student groups for whom services are being increased or improved as compared to what all students receive.
  - **Location:** Identify the location where the action will be provided. If the action is provided to all schools within the LEA, the LEA must indicate "All Schools." If the action is provided to specific schools within the LEA or specific grade spans only, the LEA must enter "Specific Schools" or "Specific Grade Spans." Identify the individual school or a subset of schools or grade spans (e.g., all high schools or grades transitional kindergarten through grade five), as appropriate.
- **Time Span:** Enter "ongoing" if the action will be implemented for an indeterminate period of time. Otherwise, indicate the span of time for which the action will be implemented. For example, an LEA might enter "1 Year," or "2 Years," or "6 Months."
- **Total Personnel:** Enter the total amount of personnel expenditures utilized to implement this action.
- **Total Non-Personnel:** This amount will be automatically calculated based on information provided in the Total Personnel column and the Total Funds column.



- **LCFF Funds:** Enter the total amount of LCFF funds utilized to implement this action, if any. LCFF funds include all funds that make up an LEA's total LCFF target (i.e., base grant, grade span adjustment, supplemental grant, concentration grant, Targeted Instructional Improvement Block Grant, and Home-To-School Transportation).
  - **Note:** For an action to contribute towards meeting the increased or improved services requirement, it must include some measure of LCFF funding. The action may also include funding from other sources, however the extent to which an action contributes to meeting the increased or improved services requirement is based on the LCFF funding being used to implement the action.
- **Other State Funds:** Enter the total amount of Other State Funds utilized to implement this action, if any.
  - **Note:** Equity Multiplier funds must be included in the "Other State Funds" category, not in the "LCFF Funds" category. As a reminder, Equity Multiplier funds must be used to supplement, not supplant, funding provided to Equity Multiplier schoolsites for purposes of the LCFF, the ELO-P, the LCRS, and/or the CCSPP. This means that Equity Multiplier funds must not be used to replace funding that an Equity Multiplier schoolsite would otherwise receive to implement LEA-wide actions identified in the LEA's LCAP or that an Equity Multiplier schoolsite would otherwise receive to implement provisions of the ELO-P, the LCRS, and/or the CCSPP.
- **Local Funds:** Enter the total amount of Local Funds utilized to implement this action, if any.
- **Federal Funds:** Enter the total amount of Federal Funds utilized to implement this action, if any.
- **Total Funds:** This amount is automatically calculated based on amounts entered in the previous four columns.
- **Planned Percentage of Improved Services:** For any action identified as contributing, being provided on a Limited basis to unduplicated students, and that does not have funding associated with the action, enter the planned quality improvement anticipated for the action as a percentage rounded to the nearest hundredth (0.00%). A limited action is an action that only serves foster youth, English learners, and/or low-income students.
  - As noted in the instructions for the Increased or Improved Services section, when identifying a Planned Percentage of Improved Services, the LEA must describe the methodology that it used to determine the contribution of the action towards the proportional percentage. The percentage of improved services for an action corresponds to the amount of LCFF funding that the LEA estimates it would expend to implement the action if it were funded.

For example, an LEA determines that there is a need to analyze data to ensure that instructional aides and expanded learning providers know what targeted supports to provide to students who are foster youth. The LEA could implement this action by hiring additional staff to collect and analyze data and to coordinate supports for students, which, based on the LEA's current pay scale, the LEA estimates would cost \$165,000. Instead, the LEA chooses to utilize a portion of existing staff time to analyze data relating to students who are foster youth. This analysis will then be shared with site principals who will use the data to coordinate services provided by instructional assistants and expanded learning providers to target support to students. In this example, the LEA would divide the estimated cost of \$165,000 by the amount of LCFF Funding identified in the Data Entry Table and then convert the quotient to a percentage. This percentage is the Planned Percentage of Improved Services for the action.

## ***Contributing Actions Table***

As noted above, information will not be entered in the Contributing Actions Table; however, the ‘Contributing to Increased or Improved Services?’ column will need to be checked to ensure that only actions with a “Yes” are displaying. If actions with a “No” are displayed or if actions that are contributing are not displaying in the column, use the drop-down menu in the column header to filter only the “Yes” responses.

## ***Annual Update Table***

In the Annual Update Table, provide the following information for each action in the LCAP for the relevant LCAP year:

- **Estimated Actual Expenditures:** Enter the total estimated actual expenditures to implement this action, if any.

## ***Contributing Actions Annual Update Table***

In the Contributing Actions Annual Update Table, check the ‘Contributing to Increased or Improved Services?’ column to ensure that only actions with a “Yes” are displaying. If actions with a “No” are displayed or if actions that are contributing are not displaying in the column, use the drop-down menu in the column header to filter only the “Yes” responses. Provide the following information for each contributing action in the LCAP for the relevant LCAP year:

- **6. Estimated Actual LCFF Supplemental and/or Concentration Grants:** Provide the total amount of LCFF supplemental and concentration grants estimated based on the number and concentration of unduplicated students in the current school year.
- **Estimated Actual Expenditures for Contributing Actions:** Enter the total estimated actual expenditure of LCFF funds used to implement this action, if any.
- **Estimated Actual Percentage of Improved Services:** For any action identified as contributing, being provided on a Limited basis only to unduplicated students, and that does not have funding associated with the action, enter the total estimated actual quality improvement anticipated for the action as a percentage rounded to the nearest hundredth (0.00%).
  - Building on the example provided above for calculating the Planned Percentage of Improved Services, the LEA in the example implements the action. As part of the annual update process, the LEA reviews implementation and student outcome data and determines that the action was implemented with fidelity and that outcomes for foster youth students improved. The LEA reviews the original estimated cost for the action and determines that had it hired additional staff to collect and analyze data and to coordinate supports for students that estimated actual cost would have been \$169,500 due to a cost of living adjustment. The LEA would divide the estimated actual cost of \$169,500 by the amount of LCFF Funding identified in the Data Entry Table and then convert the quotient to a percentage. This percentage is the Estimated Actual Percentage of Improved Services for the action.

## ***LCFF Carryover Table***

- **9. Estimated Actual LCFF Base Grant:** Provide the total amount of estimated LCFF Target Entitlement for the current school year, excluding the supplemental and concentration grants and the add-ons for the Targeted Instructional Improvement Block Grant program,

the former Home-to-School Transportation program, and the Small School District Transportation program, pursuant to 5 CCR Section 15496(a)(8). Note that the LCFF Base Grant for purposes of the LCAP also includes the Necessary Small Schools and Economic Recovery Target allowances for school districts, and County Operations Grant for COEs. See EC sections 2574 (for COEs) and 42238.02 (for school districts and charter schools), as applicable, for LCFF entitlement calculations.

- **10. Total Percentage to Increase or Improve Services for the Current School Year:** This percentage will not be entered. The percentage is calculated based on the amounts of the Estimated Actual LCFF Base Grant (9) and the Estimated Actual LCFF Supplemental and/or Concentration Grants (6), pursuant to 5 CCR Section 15496(a)(8), plus the LCFF Carryover – Percentage from the prior year. This is the percentage by which services for unduplicated pupils must be increased or improved as compared to the services provided to all students in the current LCAP year.

***Calculations in the Action Tables***

To reduce the duplication of effort of LEAs, the Action Tables include functionality such as pre-population of fields and cells based on the information provided in the Data Entry Table, the Annual Update Summary Table, and the Contributing Actions Table. For transparency, the functionality and calculations used are provided below.

**Contributing Actions Table**

- **4. Total Planned Contributing Expenditures (LCFF Funds)**
  - This amount is the total of the Planned Expenditures for Contributing Actions (LCFF Funds) column.
- **5. Total Planned Percentage of Improved Services**
  - This percentage is the total of the Planned Percentage of Improved Services column.
- **Planned Percentage to Increase or Improve Services for the coming school year (4 divided by 1, plus 5)**
  - This percentage is calculated by dividing the Total Planned Contributing Expenditures (4) by the Projected LCFF Base Grant (1), converting the quotient to a percentage, and adding it to the Total Planned Percentage of Improved Services (5).

**Contributing Actions Annual Update Table**

Pursuant to EC Section 42238.07(c)(2), if the Total Planned Contributing Expenditures (4) is less than the Estimated Actual LCFF Supplemental and Concentration Grants (6), the LEA is required to calculate the difference between the Total Planned Percentage of Improved Services (5) and the Total Estimated Actual Percentage of Improved Services (7). If the Total Planned Contributing Expenditures (4) is equal to or greater than the Estimated Actual LCFF Supplemental and Concentration Grants (6), the Difference Between Planned and Estimated Actual Percentage of Improved Services will display “Not Required.”

- **6. Estimated Actual LCFF Supplemental and Concentration Grants**

- This is the total amount of LCFF supplemental and concentration grants the LEA estimates it will actually receive based on the number and concentration of unduplicated students in the current school year.
- **4. Total Planned Contributing Expenditures (LCFF Funds)**
  - This amount is the total of the Last Year's Planned Expenditures for Contributing Actions (LCFF Funds).
- **7. Total Estimated Actual Expenditures for Contributing Actions**
  - This amount is the total of the Estimated Actual Expenditures for Contributing Actions (LCFF Funds).
- **Difference Between Planned and Estimated Actual Expenditures for Contributing Actions (Subtract 7 from 4)**
  - This amount is the Total Estimated Actual Expenditures for Contributing Actions (7) subtracted from the Total Planned Contributing Expenditures (4).
- **5. Total Planned Percentage of Improved Services (%)**
  - This amount is the total of the Planned Percentage of Improved Services column.
- **8. Total Estimated Actual Percentage of Improved Services (%)**
  - This amount is the total of the Estimated Actual Percentage of Improved Services column.
- **Difference Between Planned and Estimated Actual Percentage of Improved Services (Subtract 5 from 8)**
  - This amount is the Total Planned Percentage of Improved Services (5) subtracted from the Total Estimated Actual Percentage of Improved Services (8).

## **LCFF Carryover Table**

- **10. Total Percentage to Increase or Improve Services for the Current School Year (6 divided by 9 plus Carryover %)**
  - This percentage is the Estimated Actual LCFF Supplemental and/or Concentration Grants (6) divided by the Estimated Actual LCFF Base Grant (9) plus the LCFF Carryover – Percentage from the prior year.
- **11. Estimated Actual Percentage of Increased or Improved Services (7 divided by 9, plus 8)**
  - This percentage is the Total Estimated Actual Expenditures for Contributing Actions (7) divided by the LCFF Funding (9), then converting the quotient to a percentage and adding the Total Estimated Actual Percentage of Improved Services (8).
- **12. LCFF Carryover — Dollar Amount LCFF Carryover (Subtract 11 from 10 and multiply by 9)**

- If the Estimated Actual Percentage of Increased or Improved Services (11) is less than the Estimated Actual Percentage to Increase or Improve Services (10), the LEA is required to carry over LCFF funds.

The amount of LCFF funds is calculated by subtracting the Estimated Actual Percentage to Increase or Improve Services (11) from the Estimated Actual Percentage of Increased or Improved Services (10) and then multiplying by the Estimated Actual LCFF Base Grant (9). This amount is the amount of LCFF funds that is required to be carried over to the coming year.

- **13. LCFF Carryover — Percentage (12 divided by 9)**

- This percentage is the unmet portion of the Percentage to Increase or Improve Services that the LEA must carry over into the coming LCAP year. The percentage is calculated by dividing the LCFF Carryover (12) by the LCFF Funding (9).

California Department of Education  
November 2024